

MOTOR SPECIFICATIONS

Motor Design	Induction
Motor Type	Enclosed submersible
Insulation Class	Class B
Motor Protection	Bi-metallic Thermal Switch
Bi-Metallic Temp Trip	120° C ± 5° C
Service Factor	1.15
Voltage Tolerance	± 10% from nominal


MOTOR DATA, 60Hz

Model	Phase	Output Power BHP	Volts	Full Load Amps	Locked Rotor Amps	NEMA Code Letter	Power Factor 100% Load	Motor Efficiency 100% Load	Pole/Speed (rpm)
AHS-25HH	1	2.0	208	14.4	72	J	0.943	0.722	2/3450
	1	2.0	230	13	65	J	0.989	0.691	2/3450
	3	2.0	208	7.7	38.5	H	0.901	0.722	2/3450
	3	2.0	230	7	35	H	0.898	0.755	2/3450
	3	2.0	460	3.5	17.5	H	0.904	0.734	2/3450
	3	2.0	575	2.5	12.5	G	0.883	0.722	2/3450

MATERIALS OF CONSTRUCTION

Upper Motor Lid	Aluminum (ADC 12)
Motor Housing	Aluminum (ADC 12)
Oil Chamber / Volute	Cast Iron (FC20)
Strainer	PVC
External Hardware	AISI 304 Stainless Steel
O-Rings	NBR
Motor Shaft	Stainless Steel (SUS 410)
Upper Bearing	Single ball bearing, double sealed.
Lower Bearing(s)	Single ball bearing, double sealed.
Upper Shaft Seal	CA/CE (carbon/ceramic)
Lower Shaft Seal	SIC/SIC (silicon carbide/silicon carbide)
Impeller	Hytrell (steel coated with thermoplastic polyester elastomer)

DIMENSIONS, WEIGHT, AND MISC.

Pump weight single phase	42lbs (19kg)
Pump weight three phase	42lbs (19kg)
Maximum submergence	33 feet (10m)
Discharge size, standard	2-inch NPS female vertical
Maximum temp. of pumped fluid	104°F (40°C)
Free Passage size	¼" (6mm)

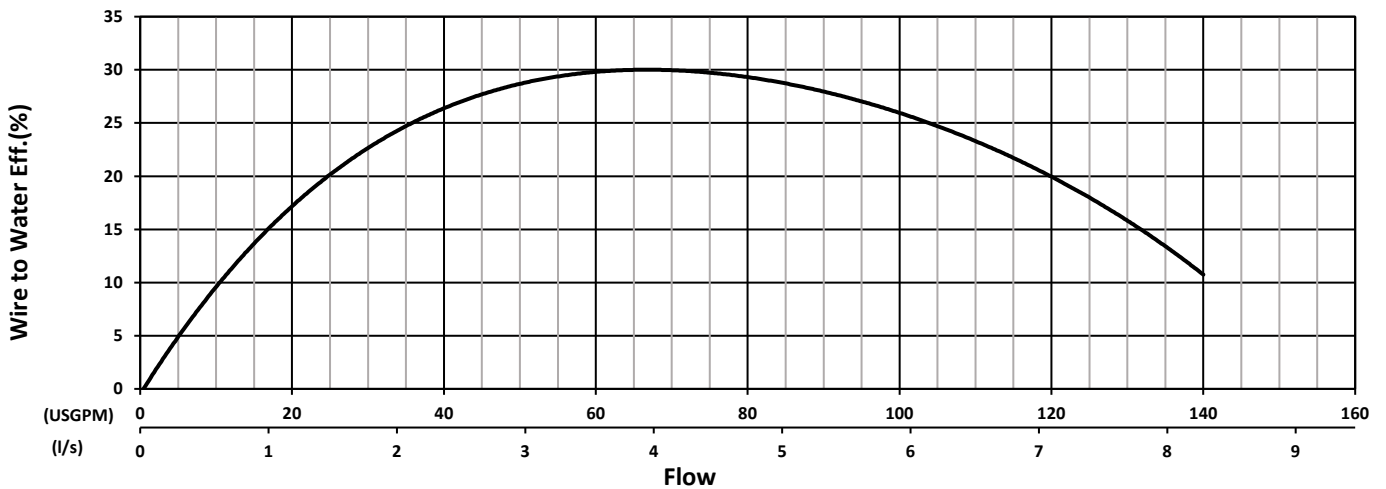
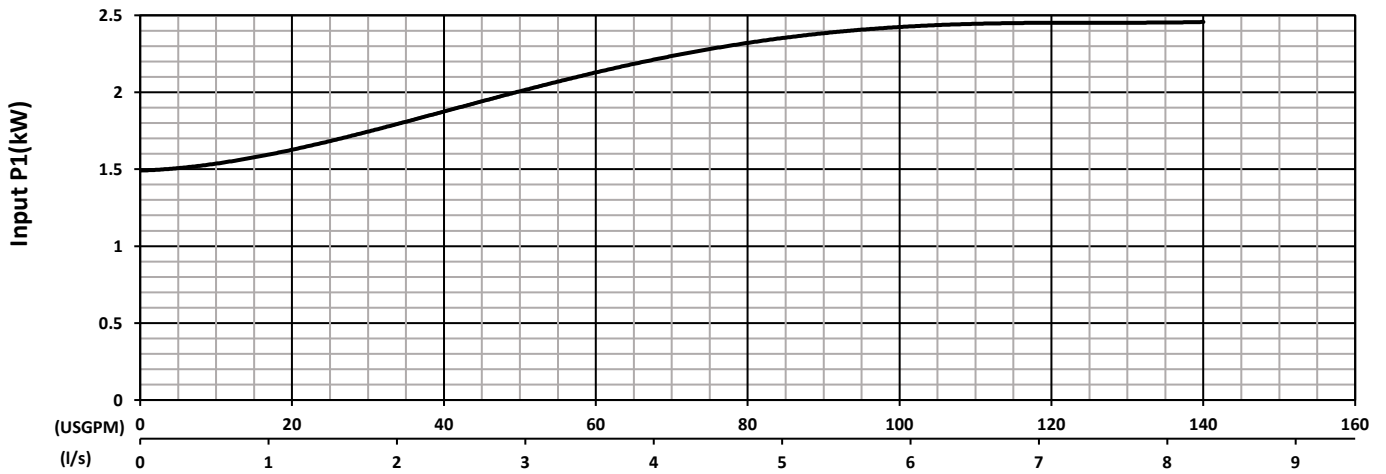
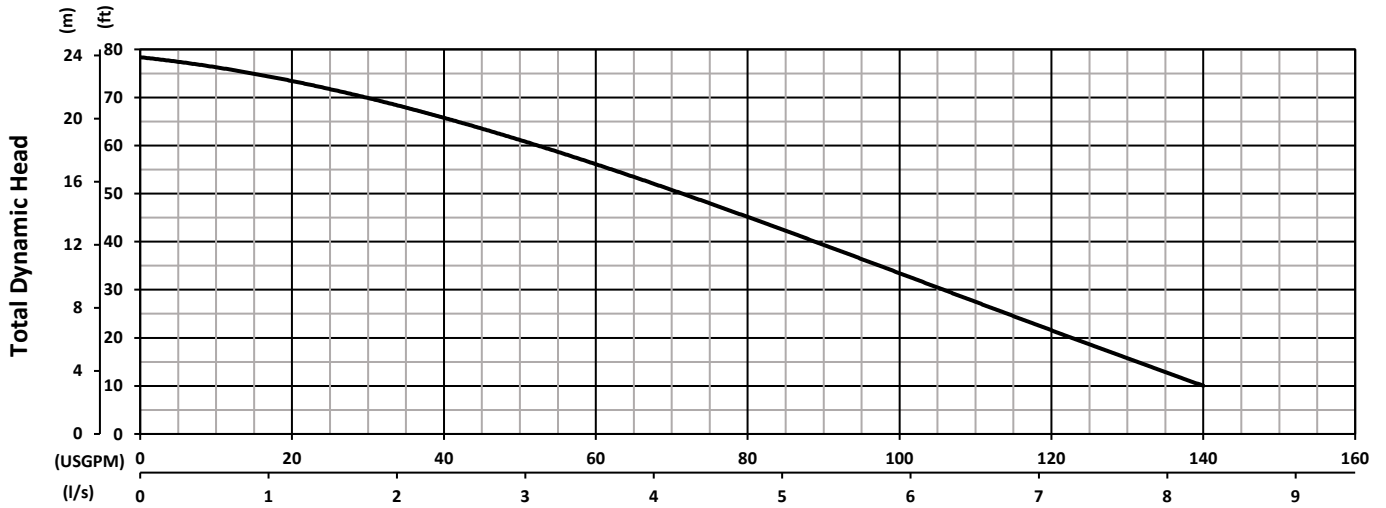
CABLE SPECIFICATIONS

MODEL	PHASE/VOLTAGE	POWER CABLE	LENGTH	OUTER JACKET
AHS-25HH	1Ø-208V	SJTOW 14/3	33' (10m)	PVC
	1Ø-230V	SJTOW 14/3	33' (10m)	PVC
	3Ø-208V	STOW 16/4	33' (10m)	PVC
	3Ø-230V	STOW 16/4	33' (10m)	PVC
	3Ø-460V	STOW 16/4	33' (10m)	PVC
	3Ø-575V	STOW 16/4	33' (10m)	PVC

Power cable suitable for all standard voltages listed in "MOTOR DATA" section.

Document valid only for pump with serial number 1327-001 and up.
Refer to previous document revision for earlier serial number.

Specifications subject to change without notice



Test Standard : HI 11.6 Gr 3B
Tested with water at 20°C

Pump Performance Test - Dual Units

Frequency 60 Hz
Pump Speed 3450 RPM
Impeller Ø145mm

Specifications subject to change without notice