

MOTOR SPECIFICATIONS

Motor Design	NEMA design B, squirrel cage induction, air filled
Motor Type	Enclosed submersible, IP 68
Maximum submergence	65 feet (20m)
Insulation Class	Class F, rated at 155° C
Motor Protection	Bi-metallic Thermal Switch
Bi-Metallic Temp Trip	130° C ± 5° C
Service Factor	1.15
Max. Liquid Temperature	104°F (40°C)
Voltage Tolerance	± 10% from nominal



MOTOR DATA, 60Hz

Model	Phase	Output Power BHP	Volts	Full Load Amps	Locked Rotor Amps	NEMA Code Letter	Power Factor 100% Load	Motor Efficiency 100% Load	Pole/Speed (rpm)
S1500	3	15	230	40	250	H	0.87	0.87	2/3450
			460	20	125	H	0.87	0.87	2/3450
			575	14	87.5	G	0.87	0.87	2/3450
			950	12	75	K	0.87	0.87	2/3450

MATERIALS OF CONSTRUCTION

Material	Standard	High chrome
Upper Motor Lid	356-T6 Aluminum	356-T6 Aluminum
Motor Housing	356-T6 Aluminum	356-T6 Aluminum
Lower Seal Housing	AISI 304 Stainless Steel	ASTM A532 Class III Type Chromium
Volute	356-T6 Aluminum - Rubber Lined	356-T6 Aluminum - Polyurethane Lined
External Hardware	AISI 304 Stainless Steel	AISI 304 Stainless Steel
O-Rings	NBR	NBR
Motor Shaft	AISI 416 Stainless Steel	AISI 416 Stainless Steel
Upper Bearing	Deep groove ball bearing, double sealed	Deep groove ball bearing, double sealed
Lower Bearing	Double row angular contact ball bearing, double shielded	Double row angular contact ball bearing, double shielded
Upper Shaft Seal	Carbon/Ceramic	Carbon/Ceramic
Lower Shaft Seal	SiC/SiC	SiC/SiC
Impeller HH	AISI 316 Stainless Steel	ASTM A532 Class III Type Chromium
Impeller HV	AISI 17-4PH Stainless Steel	ASTM A532 Class III Type Chromium

DIMENSIONS, WEIGHT, AND MISC.

Pump weight (without cable)	244 lbs (110.7 kg)
Discharge size, HH	4 inch NPT male vertical
Discharge size, HV	6 inch NPT male vertical
Strainer Opening	9mmX22mm

CABLE SPECIFICATIONS

MODEL	PHASE/VOLTAGE	POWER CABLE	LENGTH	OUTER JACKET
S1500	3Ø-230V	6/3 G-GC	50' Standard	CPE, Heavy Duty
	3Ø-460V	6/3 G-GC	50' Standard	CPE, Heavy Duty
	3Ø-575V	6/3 G-GC	50' Standard	CPE, Heavy Duty
	3Ø-950V	12/3 SHD-GC	50' Standard	CPE, Heavy Duty

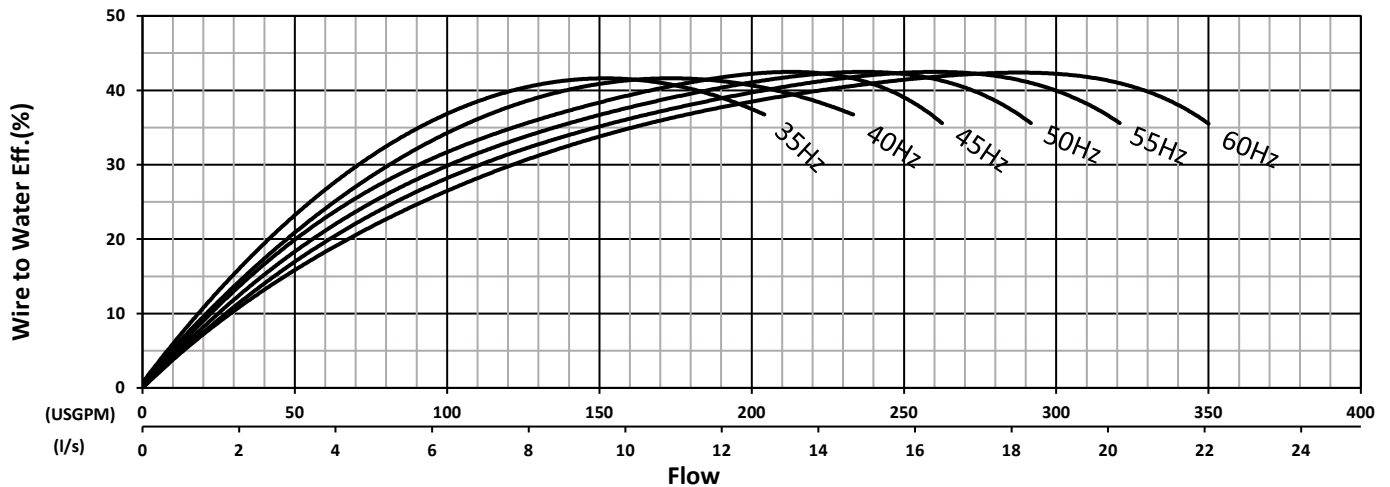
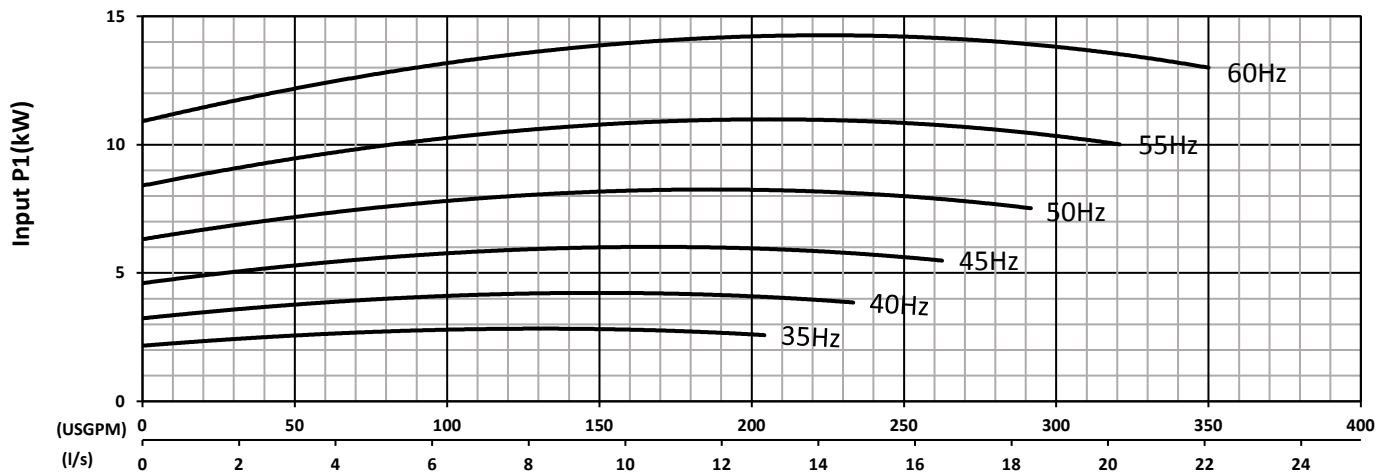
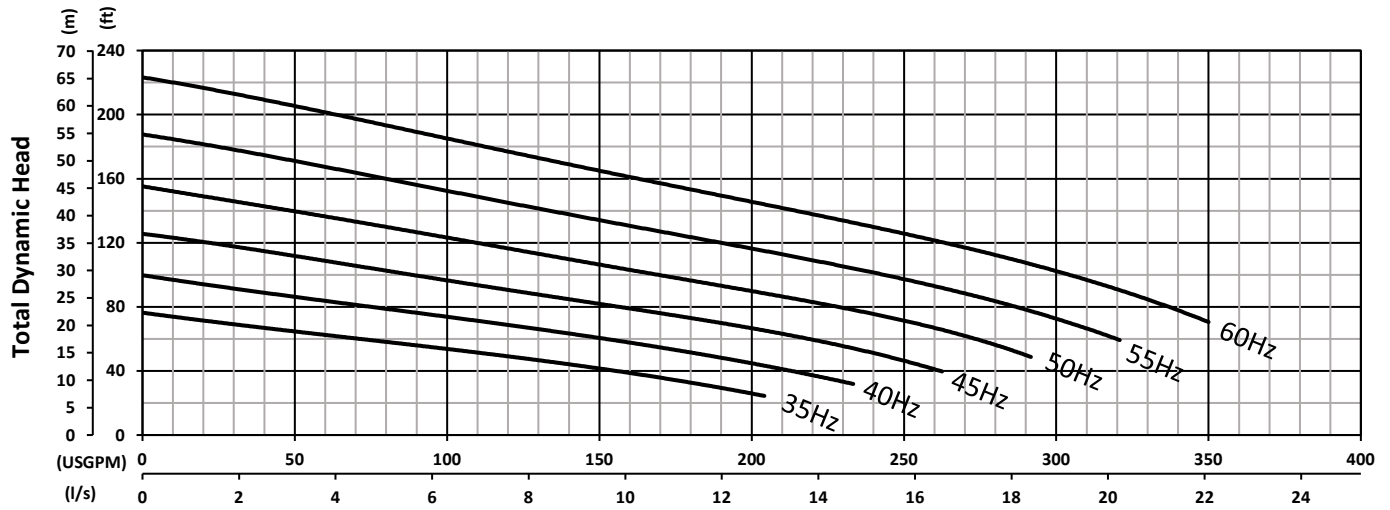
Specifications subject to change without notice

Dwg: DS-A18-168

Rev: -

Date:

7/16/2019



Test Standard : HI 11.6 Gr 3B
Tested with water at 20°C

Variable Speed Curve - Dual Units

Frequency 60-45 Hz
Pump Speed 3450-2590 RPM
Impeller 217 mm

Specifications subject to change without notice



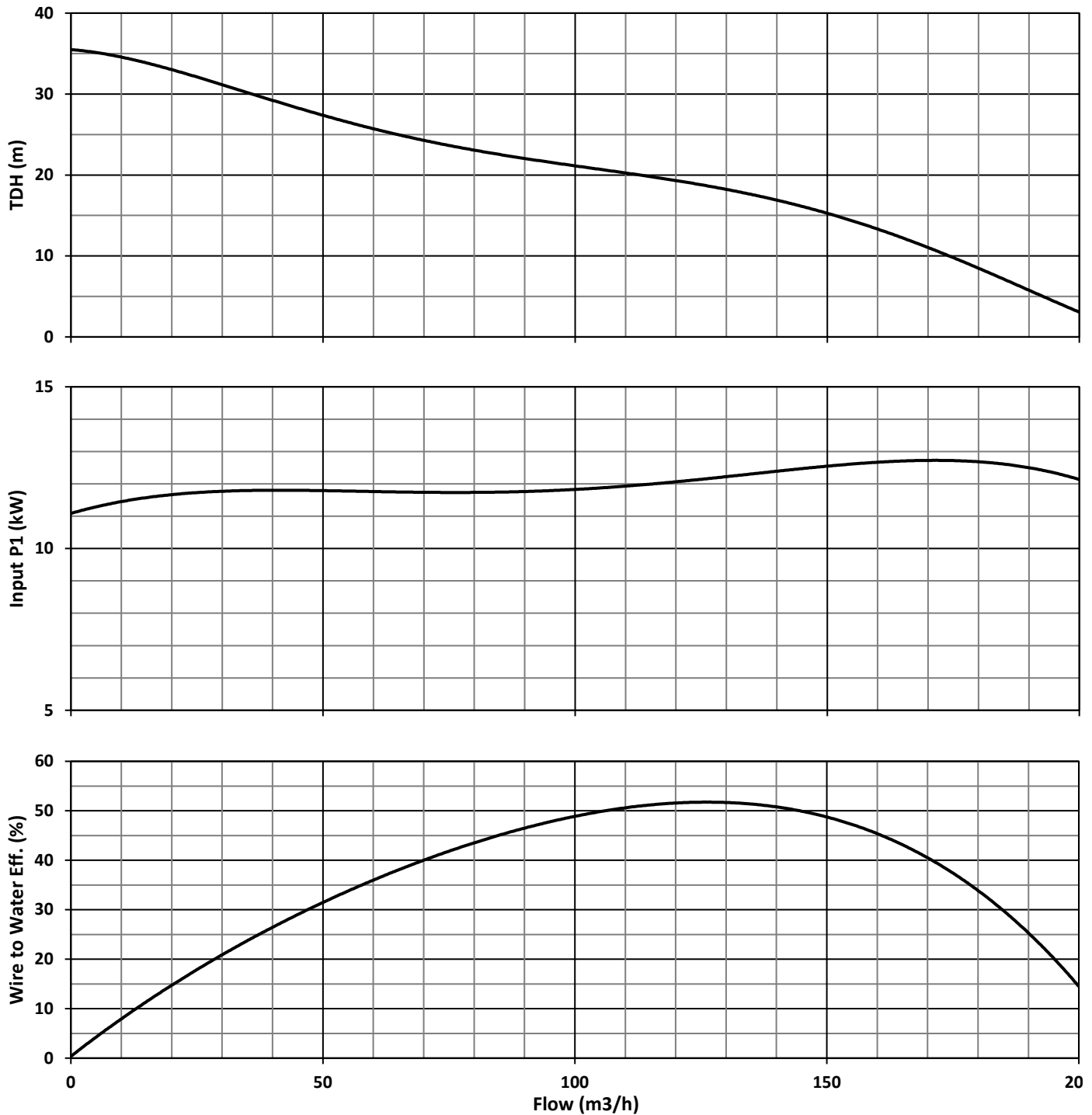
PERFORMANCE CURVE

Dewatering Pumps S1500 HV

Dwg: DS-A18-074

Rev: 3

Date: 11/7/2016



Pump Performance Test - Metric Units

Test Standard : HI 11.6 Gr 3B
Tested with water at 20°C
Frequency 60 Hz
Pump Speed 3450 RPM
Impeller Ø145mm

Specifications subject to change without notice



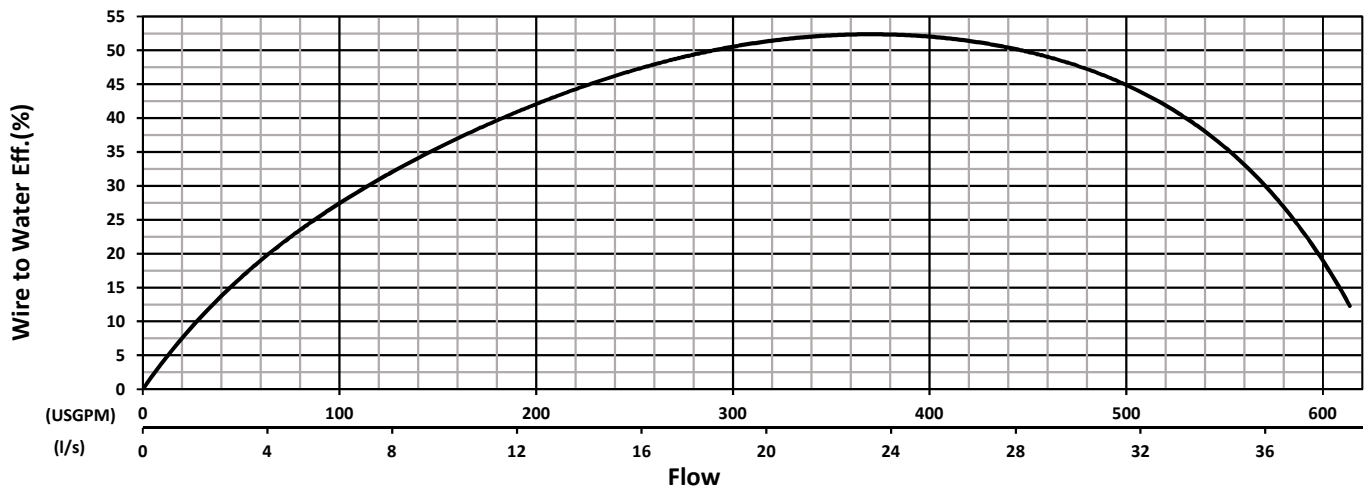
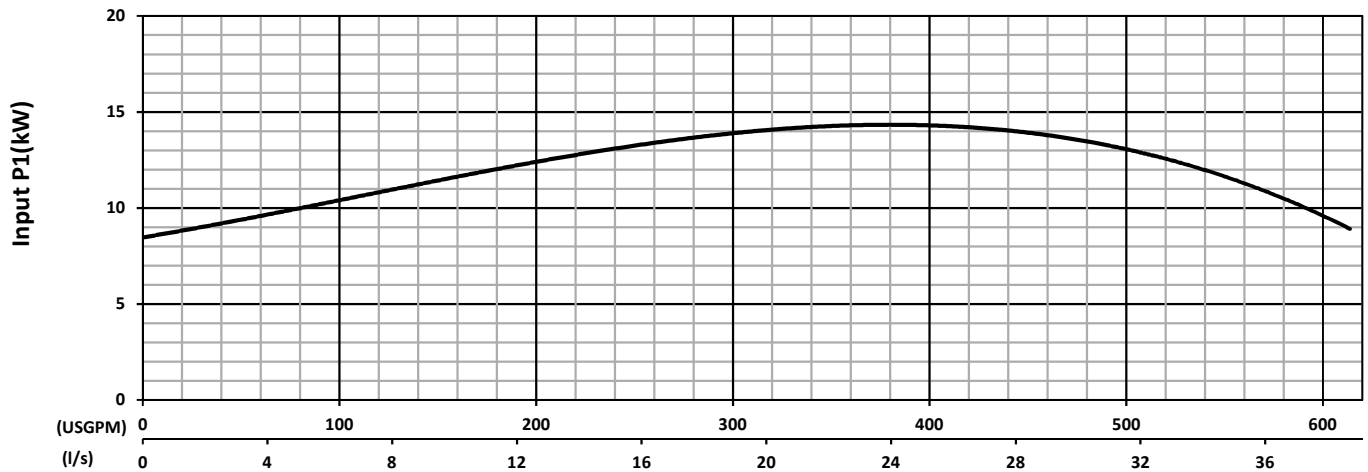
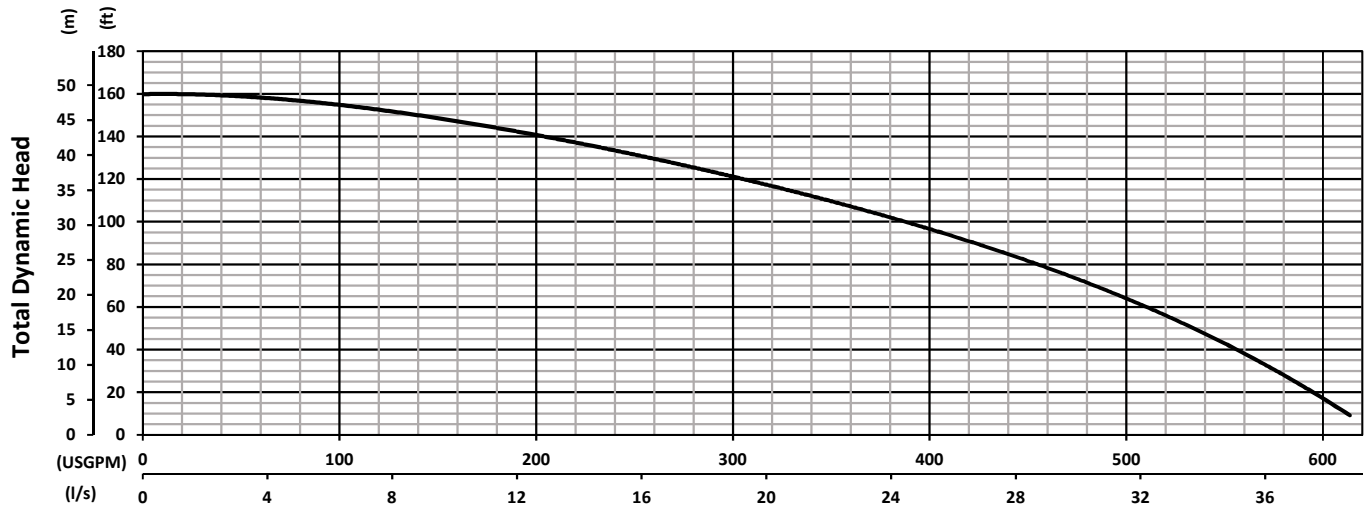
PERFORMANCE CURVE

Dewatering Pumps S1500 MR

Dwg: DS-A18-150

Rev: -

Date: 4/16/2019



Test Standard : HI 11.6 Gr 3B
 Tested with water at 20°C

Dewatering Pumps - Dual Units

Frequency 60 Hz
 Pump Speed 3450 RPM
 Impeller 180mm

Specifications subject to change without notice