

MOTOR SPECIFICATIONS

Motor Design	Induction
Motor Type	Enclosed submersible
Insulation Class	Class F
Motor Protection	Bi-metallic Thermal Switch
Bi-Metallic Temp Trip	120° C ± 5° C
Service Factor	1.15
Voltage Tolerance	± 10% from nominal


MOTOR DATA, 60Hz

Model	Phase	Output Power BHP	Volts	Full Load Amps	Locked Rotor Amps	NEMA Code Letter	Power Factor 100% Load	Motor Efficiency 100% Load	Pole/Speed (rpm)
SKR-337	3	5.0	230	15	75	G	0.830	0.800	4/1800
	3	5.0	460	7.7	45	J	0.820	0.800	4/1800
	3	5.0	575	6.3	30	G	0.830	0.810	4/1800

MATERIALS OF CONSTRUCTION

Upper Motor Lid	FC-20 Cast Iron
Motor Housing	FC-20 Cast Iron
Oil Chamber	FC-20 Cast Iron
Volute	FC-20/FCD 45 Cast Iron Ductile Iron
External Hardware	AISI 304 Stainless Steel
O-Rings	NBR
Motor Shaft	Stainless Steel (SUS 410)
Upper Bearing	Single ball bearing, Sealed
Lower Bearing(s)	Single ball bearing, Sealed
Upper Shaft Seal	CA/CE
Lower Shaft Seal	SiC/SiC
Impeller, wear plate, agitator	High Chrome Alloy

DIMENSIONS, WEIGHT, AND MISC.

Pump weight	242lbs (109.7kg)
Maximum submergence	33 feet (10m)
Discharge size, standard	3-inch NPT male vertical
Maximum temp. of pumped fluid	104°F (40°C)

CABLE SPECIFICATIONS

MODEL	PHASE/VOLTAGE	POWER CABLE	LENGTH	OUTER JACKET
SKR-337	3Ø-230V	8/3 G-GC	50feet (15m)	CPE*
	3Ø-460V	8/3 G-GC	50feet (15m)	CPE*
	3Ø-575V	8/3 G-GC	50feet (15m)	CPE*

Power cable suitable for all standard voltages listed in "MOTOR DATA" section.

Specifications subject to change without notice



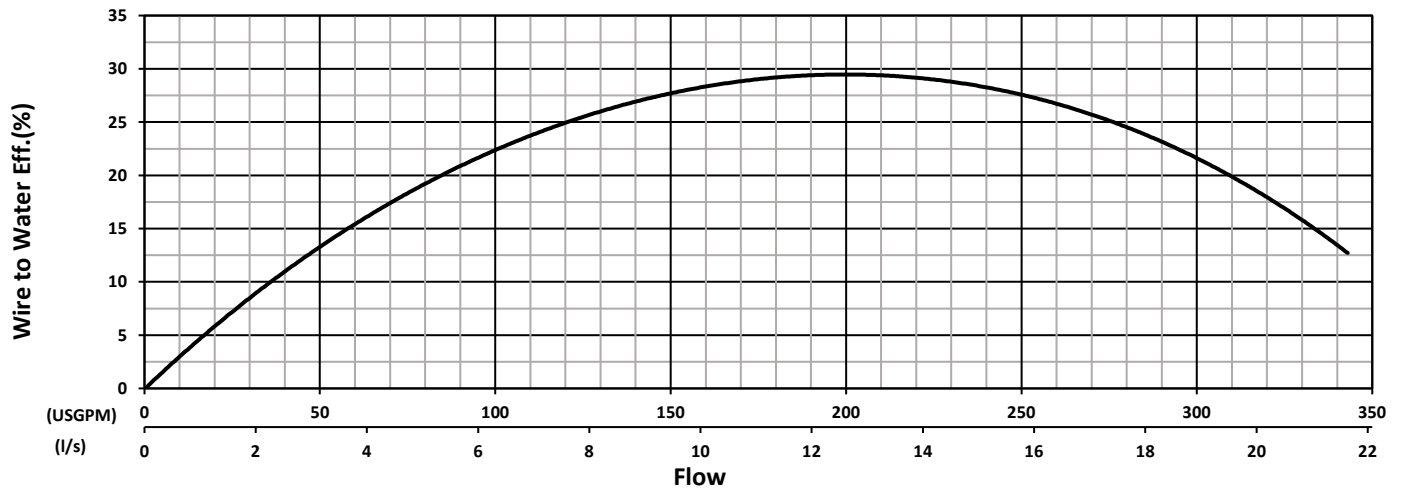
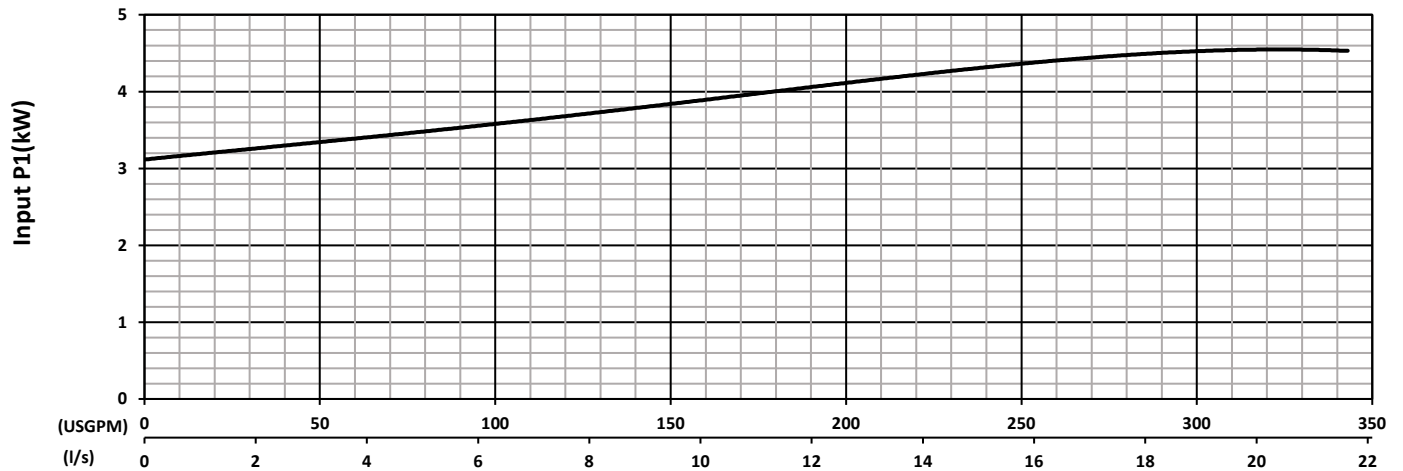
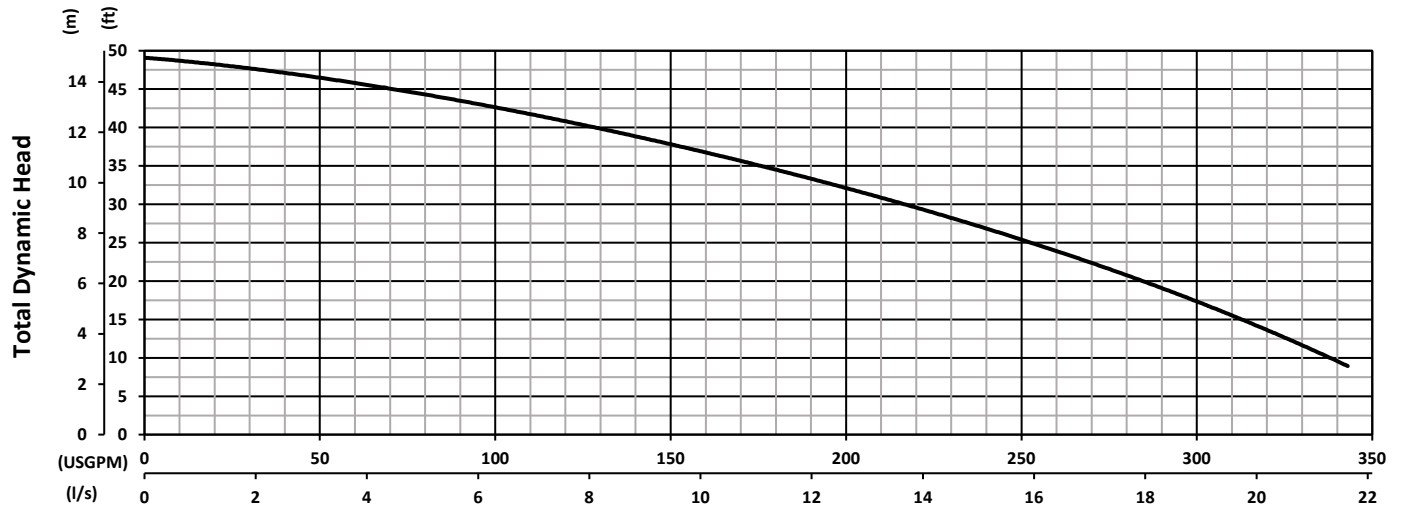
PERFORMANCE CURVE

Avenger Series SKR-337

Dwg: DS-A06-003

Rev: 3

Date: 12/6/2017



Test Standard : HI 11.6 Gr 3B
Tested with water at 20°C

Pump Performance Test - Dual Units

Frequency 60 Hz
Pump Speed 1750 RPM
Impeller Ø195mm

Specifications subject to change without notice