

**MOTOR SPECIFICATIONS**

<b>Motor Design</b>	Induction
<b>Motor Type</b>	Enclosed submersible
<b>Insulation Class</b>	Class F
<b>Motor Protection</b>	Bi-metallic Thermal Switch
<b>Bi-Metallic Temp Trip</b>	120° C ± 5° C
<b>Service Factor</b>	1.15
<b>Voltage Tolerance</b>	± 10% from nominal


**MOTOR DATA, 60Hz**

Model	Phase	Output Power BHP	Volts	Full Load Amps	Locked Rotor Amps	NEMA Code Letter	Power Factor 100% Load	Motor Efficiency 100% Load	Pole/Speed (rpm)
SKR-455	3	7.5	230	22.6	113	G	0.820	0.810	4/1800
	3	7.5	460	11.5	75	J	0.750	0.800	4/1800
	3	7.5	575	9.2	45	G	0.800	0.800	4/1800

**MATERIALS OF CONSTRUCTION**

<b>Upper Motor Lid</b>	FC-20 Cast Iron
<b>Motor Housing</b>	FC-20 Cast Iron
<b>Oil Chamber</b>	FC-20 Cast Iron
<b>Volute</b>	FC-20/FCD 45 Cast Iron   Ductile Iron
<b>External Hardware</b>	AISI 304 Stainless Steel
<b>O-Rings</b>	NBR
<b>Motor Shaft</b>	Stainless Steel (SUS 410)
<b>Upper Bearing</b>	Single ball bearing, Sealed
<b>Lower Bearing(s)</b>	Single ball bearing, Sealed
<b>Upper Shaft Seal</b>	CA/CE
<b>Lower Shaft Seal</b>	SiC/SiC
<b>Impeller, wear plate, agitator</b>	High Chrome Alloy

**DIMENSIONS, WEIGHT, AND MISC.**

<b>Pump weight</b>	273lbs (124kg)
<b>Maximum submergence</b>	33 feet (10m)
<b>Discharge size, standard</b>	4-inch NPT male vertical
<b>Maximum temp. of pumped fluid</b>	104°F (40°C)

**CABLE SPECIFICATIONS**

MODEL	PHASE/VOLTAGE	POWER CABLE	LENGTH	OUTER JACKET
SKR-455	3Ø-230V	8/3 G-GC	50feet (15m)	CPE*
	3Ø-460V	8/3 G-GC	50feet (15m)	CPE*
	3Ø-575V	8/3 G-GC	50feet (15m)	CPE*

Power cable suitable for all standard voltages listed in "MOTOR DATA" section.

\*Chlorinated Polyethylene

Document valid only for pump with serial number BW1001-001 and up.

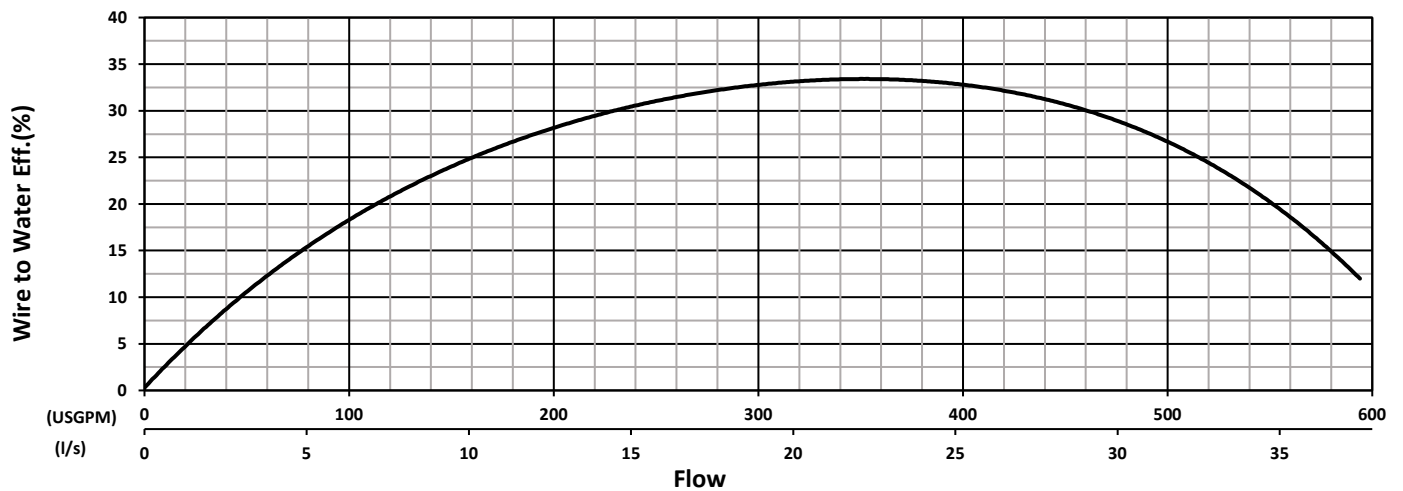
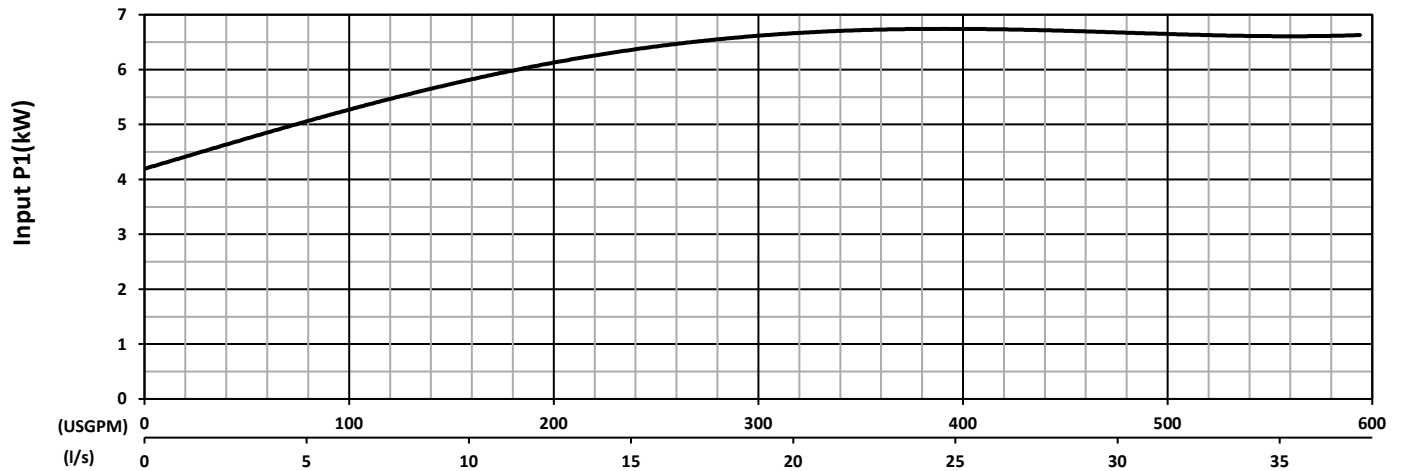
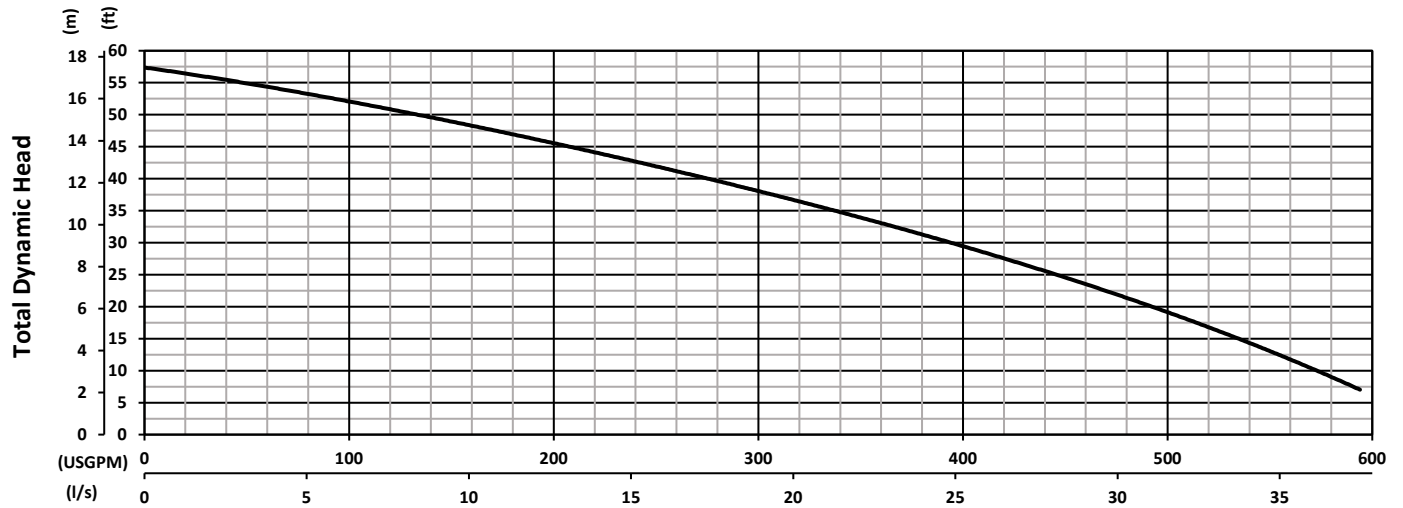
Refer to previous document revision for earlier serial number.

Specifications subject to change without notice

Dwg: DS-A06-015

Rev: 3

Date: 12/6/2017



Test Standard : HI 11.6 Gr 3B  
Tested with water at 20°C

**Pump Performance Test - Dual Units**

Frequency 60 Hz  
Pump Speed 1750 RPM  
Impeller Ø215mm

Specifications subject to change without notice