

## MOTOR SPECIFICATIONS

Motor Design	Induction
Motor Type	Enclosed submersible
Insulation Class	Class F
Motor Protection	Bi-metallic Thermal Switch
Bi-Metallic Temp Trip	120° C ± 5° C
Service Factor	1.15
Voltage Tolerance	± 10% from nominal



## MOTOR DATA, 60Hz

Model	Phase	Output Power BHP	Volts	Full Load Amps	Locked Rotor Amps	NEMA Code Letter	Power Factor 100% Load	Motor Efficiency 100% Load	Pole/Speed (rpm)
SKR-6110	3	15.0	230	45.2	226	G	0.80	0.83	4/1800
	3	15.0	460	22.6	113	H	0.79	0.85	4/1800
	3	15.0	575	17.9	89.5	G	0.83	0.84	4/1800

## MATERIALS OF CONSTRUCTION

Upper Motor Lid	FC-20 Cast Iron
Motor Housing	FC-20 Cast Iron
Oil Chamber	FC-20 Cast Iron
Volute	FC-20/FCD 45 Cast Iron   Ductile Iron
External Hardware	AISI 304 Stainless Steel
O-Rings	NBR
Motor Shaft	Stainless Steel (SUS 410)
Upper Bearing	Single ball bearing, Sealed
Lower Bearing(s)	Single ball bearing, Sealed
Upper Shaft Seal	CA/CE
Lower Shaft Seal	SiC/SiC
Impeller, wear plate, agitator	High Chrome Alloy

## DIMENSIONS, WEIGHT, AND MISC.

Pump weight	423lbs (192kg)
Maximum submergence	33 feet (10m)
Discharge size, standard	6 inch NPT male vertical
Maximum temp. of pumped fluid	104°F (40°C)

## CABLE SPECIFICATIONS

MODEL	PHASE/VOLTAGE	POWER CABLE	LENGTH	OUTER JACKET
SKR-6110	3Ø-230V	8/3 G-GC	50feet (15m)	CPE*
	3Ø-460V	8/3 G-GC	50feet (15m)	CPE*
	3Ø-575V	8/3 G-GC	50feet (15m)	CPE*

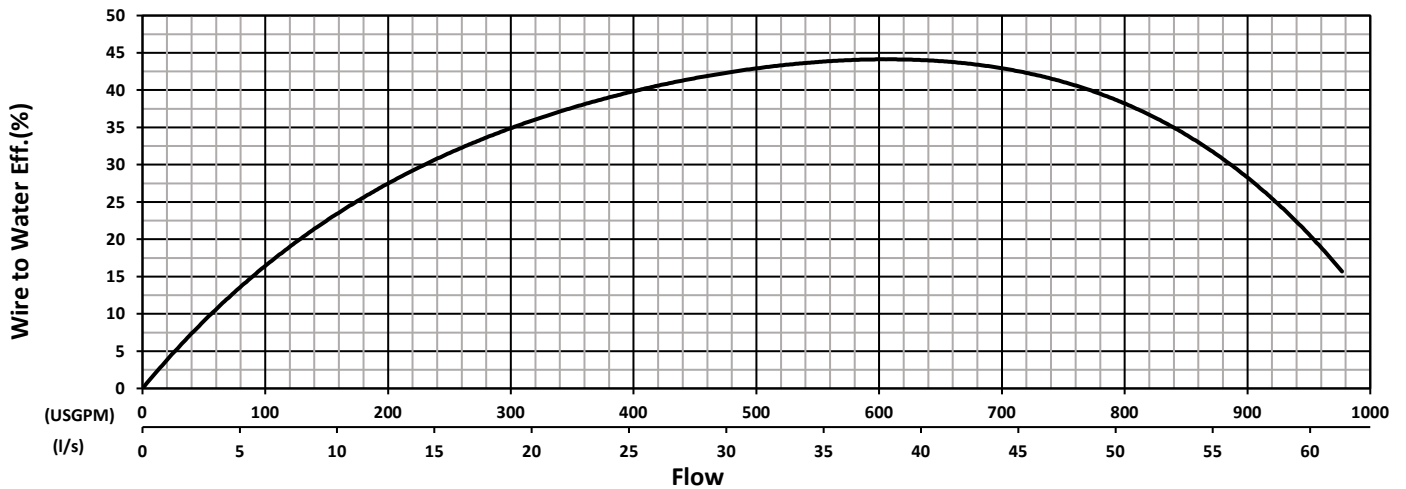
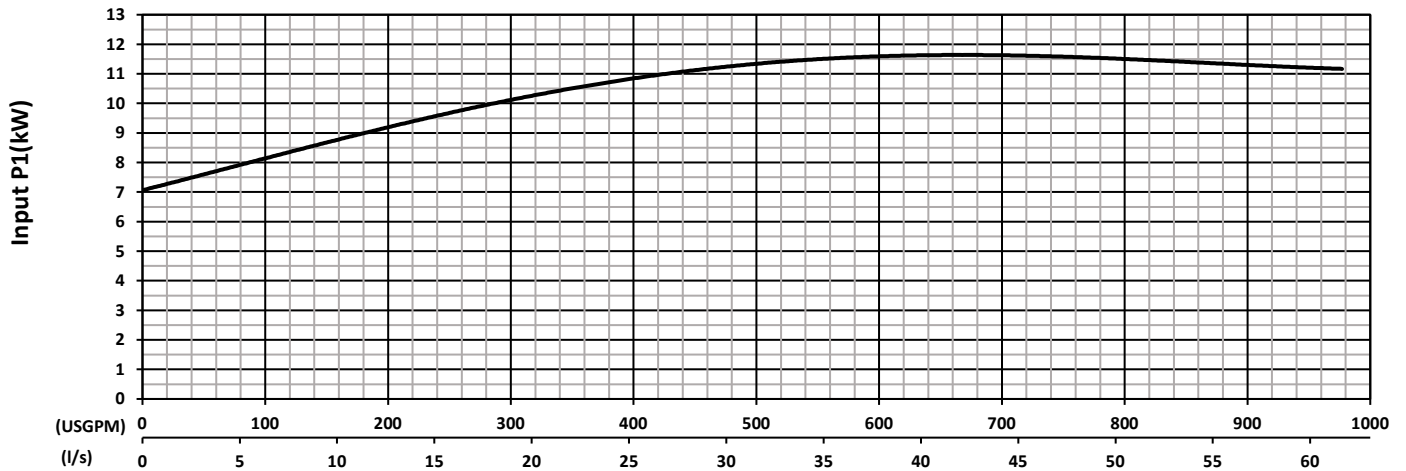
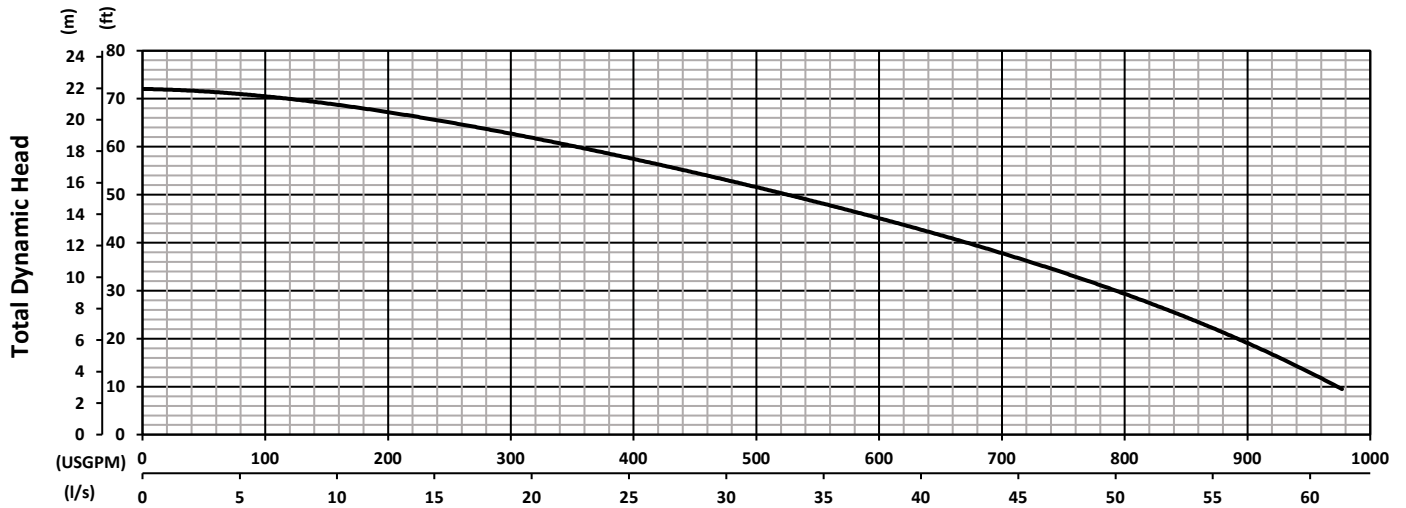
Power cable suitable for all standard voltages listed in "MOTOR DATA" section.

\*Chlorinated Polyethylene

Document valid only for pump with serial number BW1001-001 and up.

Refer to previous document revision for earlier serial number.

Specifications subject to change without notice



Test Standard : HI 11.6 Gr 3B  
Tested with water at 20°C

**Pump Performance Test - Dual Units**

Frequency 60 Hz  
Pump Speed 1750 RPM  
Impeller Ø244mm

Specifications subject to change without notice