

**Dwg:**

DS-C30-008

**Rev:**

2

**Date:**

2/19/2026

**GENERAL DATA**

MAX. FLOW:	874 GPM (3308.4 LPM)
MAX. HEAD:	105' (32m)
MAX. SUBMERSION DEPTH:	65' (20 m) or limited to length of power cord, Consult factory for deeper depths
PUMP TYPE:	SOLIDS HANDLING, NON-CLOG SHREDDER, HIGH TEMP
MINIMUM SUBMERSION DEPTH FOR CONT. DUTY <sup>3</sup> :	27.5" (698.5 mm)
SOLID SIZE:	3.5" (89 mm)
IMPELLER DIAMETER:	10.87" (276 mm)
DISCHARGE SIZE:	6" ANSI FLANGE
SLIDE RAIL SYSTEM	6" STAINLESS STEEL
PUMP WEIGHT (without cable):	536.2 lbs (243.2 kg)
SHIPPING WEIGHT:	631.4 lbs (286.4 kg)

**CONSTRUCTION / MATERIAL DATA**

UPPER MECHANICAL SEAL	CARBON/SILICON CARBIDE, FKM
LOWER MECHANICAL SEAL	SILICON CARBIDE/ SILICONE CARBIDE, FKM
MOTOR HOUSING	316 SS
PUMP VOLUTE	316 SS
SUCTION COVER	316 SS
IMPELLER	316 SS
IMPELLER SHREDDER BLADE	TUNGSTEN CARBIDE
LIP SEAL & O-RINGS	FKM
ROTOR SHAFT	316 SS
EXTERNAL HARDWARE	316 SS
BEARING, OIL LUBRICATED, UPPER:	6306
BEARING, OIL LUBRICATED, LOWER:	6309 (x2)

**ELECTRICAL / MOTOR DATA**

MOTOR: HP, TYPE, RATING	20, SUBMERSIBLE OIL FILLED, (CONTINUOUS DUTY <sup>3</sup> )	
MOTOR RPM	1750	
MOTOR INSULATION CLASS	R, 428°F (220°C)	
MOTOR SERVICE FACTOR	1.1	
VOLTAGE - 3PH - 60Hz <sup>1</sup>	460V	575V
CURRENT F.L.A.	25.7	19.8
LOCKED ROTOR CURRENT (LRA)	148	128
POWER CABLE: GAGE-LENGTH	AWG 8/4, 33' (10m) HIGH TEMP RATED CABLE	
SENSOR CABLE: <sup>2</sup> GAGE-LENGTH	AWG 18/4, 33' (10m) HIGH TEMP RATED CABLE	
MOTOR PROTECTION	THERMAL SENSOR SWITCHES EMBEDDED IN EACH WINDING PHASE, 300°F (149°C)	
SEAL LEAK DETECTOR <sup>2</sup>	Seal Minder® MOISTURE SENSING PROBE	
MAXIMUM LIQUID TEMPERATURE	200°F (93°C)	

1 - Available in other voltages for 50Hz

2 - Requires seal fail and thermal circuit in control panel for warranty validity.

3 - Continuous duty motor - see minimum submersion depth above.



INDUSTRIAL  
FLOW  
SOLUTIONS™

# PERFORMANCE CURVE

## BJM Pumps® SKX150CSSF

Dwg:

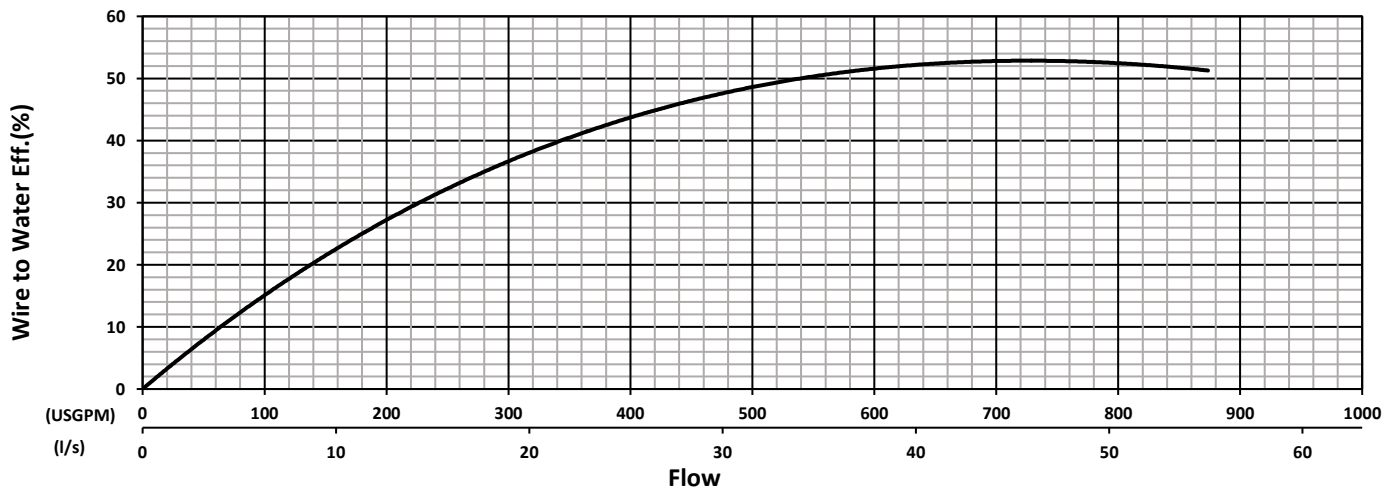
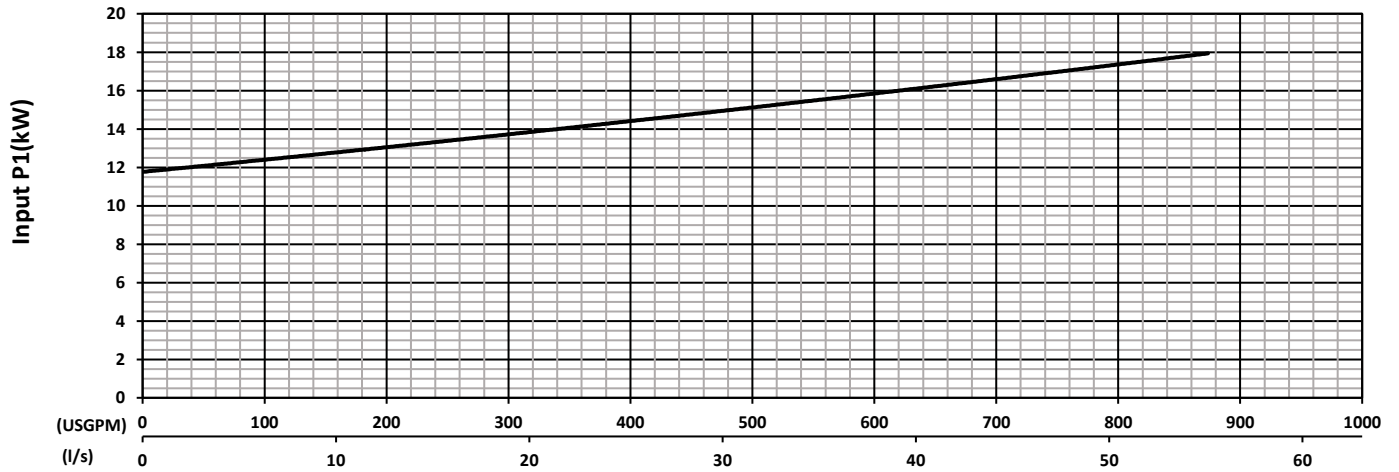
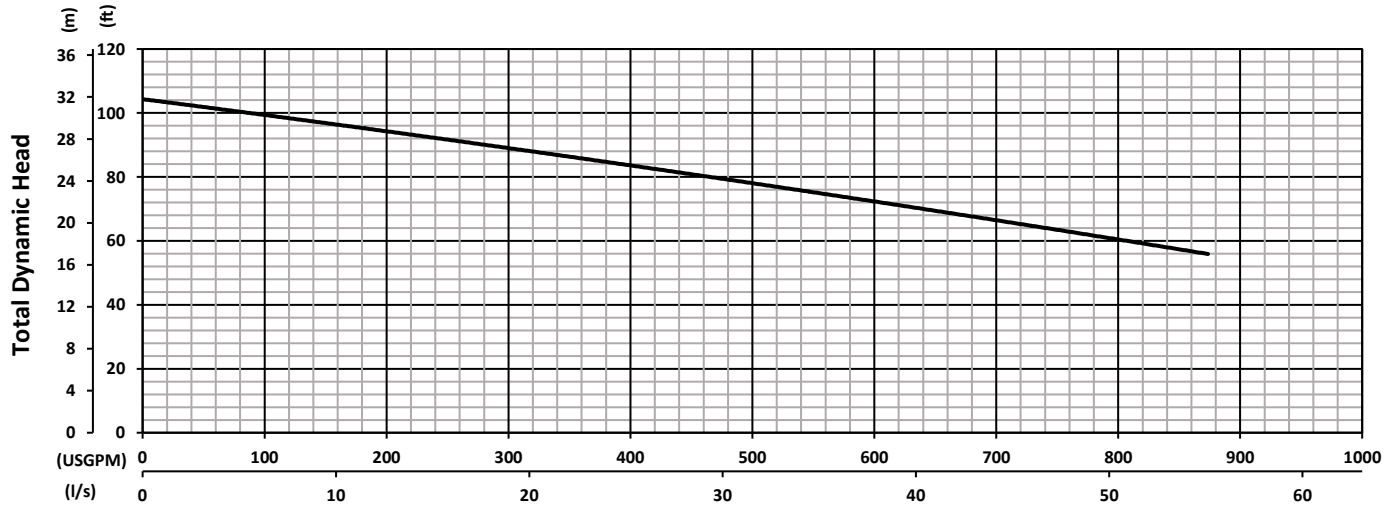
DS-C30-014

Rev:

1

Date:

6/20/2025



Test Standard : HI 11.6 Gr 3B  
Tested with water at 20°C

150CSSF - Dual Units

Frequency	60 Hz
Pump Speed	1750 RPM
Impeller	276mm

Specifications subject to change without notice