

INDUSTRIAL
FLOW
SOLUTIONS™**TECHNICAL DATA****BJM Pumps® J75CH****Dwg:**

DS-C04-004

Rev:

1

Date:

2/5/2025

GENERAL DATA

MAX. FLOW:	300 GPM (1135.6 L/min)
MAX. HEAD:	144' (43.9m)
MAX. SUBMERSION DEPTH:	65' (20m) or limited to length of power cord, Consult factory for deeper depths
PUMP TYPE	SUMP, SIDE DISCHARGE
MINIMUM SUBMERSION DEPTH:	18.5" (469 mm)
SOLID SIZE:	0.4" (9.5 mm)
IMPELLER DIAMETER:	6.5" (165 mm)
DISCHARGE SIZE	4" NPT FEMALE
SLIDE RAIL SYSTEM	4"
PUMP WEIGHT, without cable:	206 lbs (93.6 kg)
SHIPPING WEIGHT:	248 lbs (112.7 kg)

CONSTRUCTION / MATERIAL DATA

UPPER MECHANICAL SEAL	CARBON/CERAMIC FKM
LOWER MECHANICAL SEAL	SILICON CARBIDE/SILICON CARBIDE FKM
MOTOR CASING	304SS
PUMP VOLUTE	CAST IRON
IMPELLER- MULTI VANE	CAST IRON
STRAINER	STEEL
LIPSEAL & O-RINGS	BUNA-N
ROTOR SHAFT	304SS
EXTERNAL HARDWARE	304SS
QTY. OIL IN SEAL CHAMBER	45.6 U.S. FL.OZ. (1350 C.C.)
BALL BEARING: PERM. LUBE. UPPER	6305
BALL BEARING: PERM. LUBE. LOWER	6307 (x2)

ELECTRICAL / MOTOR DATA

MOTOR: TYPE, RATING HP	SUBMERSIBLE, 10 (CONTINUOUS DUTY ²)	
MOTOR RPM	3450	
MOTOR INSULATION CLASS	H	
MOTOR SERVICE FACTOR	1.1	
VOLTAGE ¹ - 60 Hz	460V	575V
CURRENT F.L.A.	15	10.5
LOCKED ROTOR CURRENT (LRA)	108	65
POWER CABLE: GAGE; LENGTH	AWG 10/4, 33' (10m), SOOW	
SENSOR CABLE: GAGE; LENGTH ³ (OPTIONAL)	AWG 18/2, 33' (10m), SOOW	
MOTOR PROTECTION	THERMAL & AMP OVERLOAD	
SEAL LEAK DETECTOR ³ (OPTIONAL)	Seal Minder® MOISTURE SENSING PROBE	
MAXIMUM LIQUID TEMPERATURE	104°F (40°C)	

1 - Available in other voltages for 50Hz

2 - Continuous duty motor - see minimum submersion depth above

3 - Requires a seal fail circuit in control panel for warning signal

©2024 Industrial Flow Solutions Operating, LLC. All rights reserved.

Industrial Flow Solutions Operating, LLC • 104 John W Murphy Drive, New Haven, CT 06513, USA

(860) 631-3618 • www.flowsolutions.com



INDUSTRIAL
FLOW
SOLUTIONS™

PERFORMANCE CURVE

BJM Pumps J75CH

Dwg:

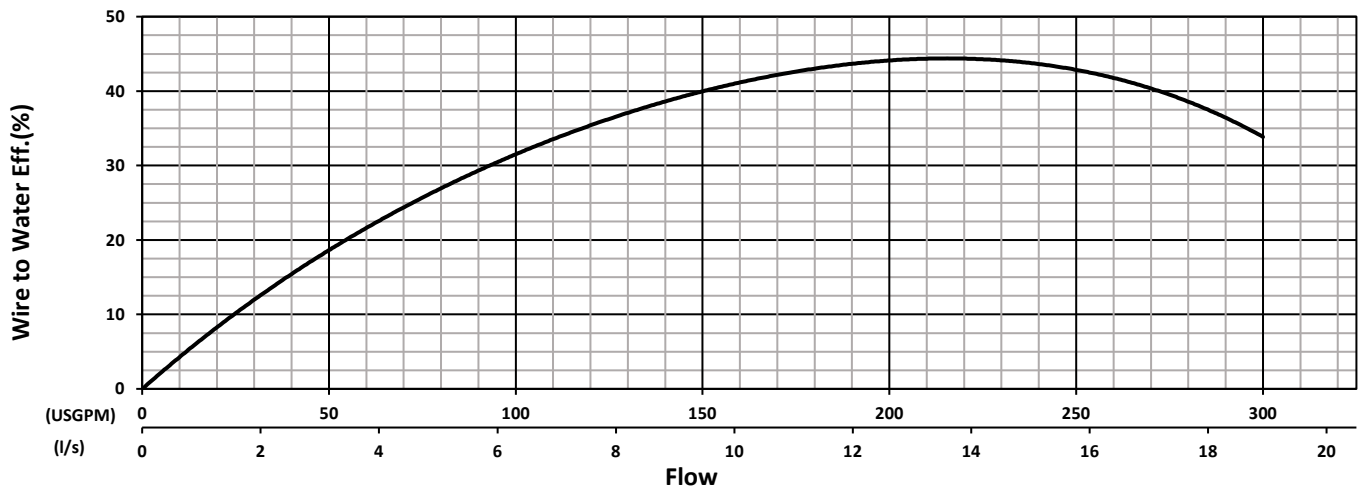
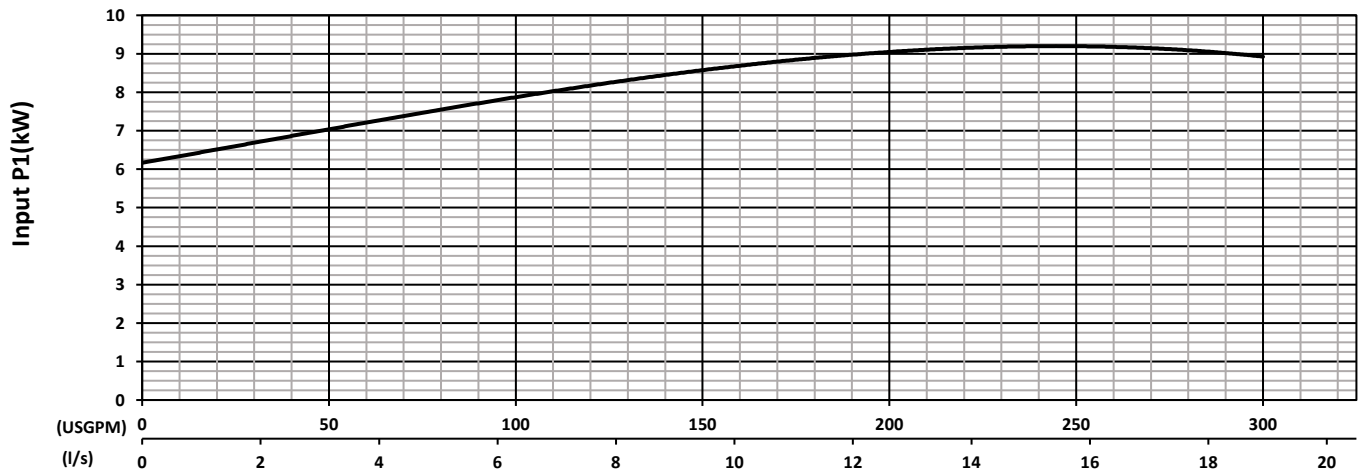
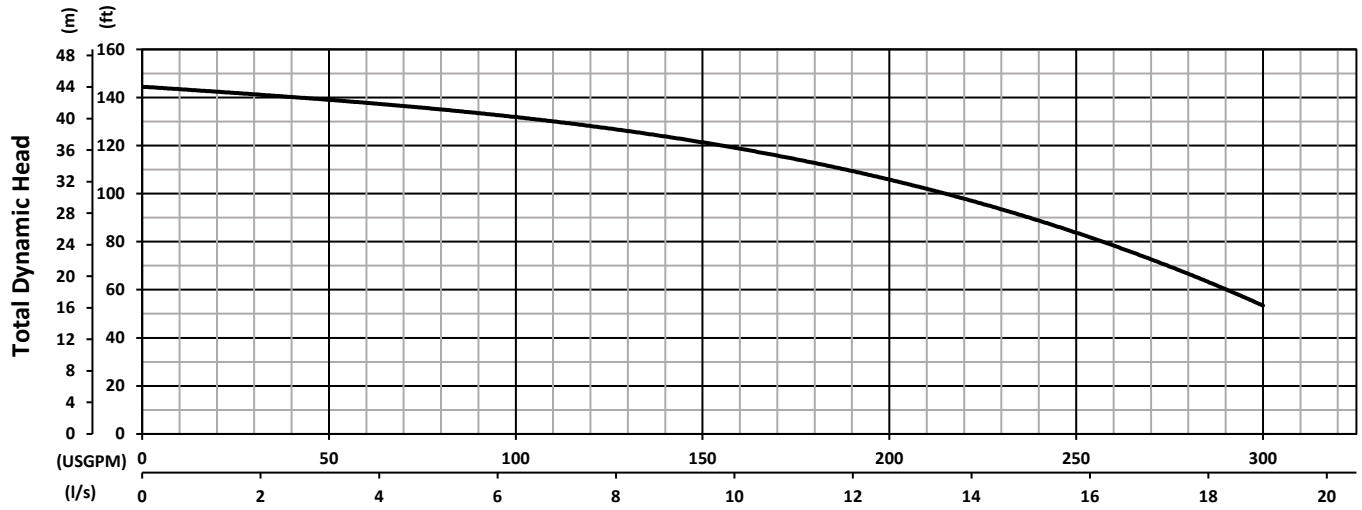
DS-C04-003

Rev:

1

Date:

2/5/2025



Test Standard : HI 11.6 Gr 3B
Tested with water at 20°C

75CH - Dual Units

Frequency 60 Hz
Pump Speed 3450 RPM
Impeller 165mm

Specifications subject to change without notice