

INDUSTRIAL
FLOW
SOLUTIONS™**TECHNICAL DATA****BJM Pumps® JX-150CSS****Dwg:**

DS-C06-006

Rev:

3

Date:

4/26/2024

GENERAL DATA

MAX. FLOW:	722 GPM (2733.1 L/min)
MAX. HEAD:	124' (37.8m)
MAX. SUBMERSION DEPTH:	65' (20m) or limited to length of power cord, Consult factory for deeper depths
PUMP TYPE	DEWATERING, SIDE DISCHARGE
MINIMUM SUBMERSION DEPTH:	19" (470 mm)
SOLID SIZE:	1" (25 mm)
IMPELLER DIAMETER:	6.42" (163 mm)
DISCHARGE SIZE	6" ANSI SLIP WELD FLANGE
SLIDE RAIL SYSTEM	4" (6" available)
PUMP WEIGHT, without cable:	374.8 lbs (170 kg)
SHIPPING WEIGHT:	440.9 lbs (200 kg)

CONSTRUCTION / MATERIAL DATA

UPPER MECHANICAL SEAL	CARBON/CERAMIC FKM
LOWER MECHANICAL SEAL	SILICON CARBIDE/SILICON CARBIDE FKM
MOTOR CASING	316 SS
PUMP VOLUTE	316 SS
IMPELLER	316 SS
O-RINGS	FKM
ROTOR SHAFT	316 SS
EXTERNAL HARDWARE	316 SS
BALL BEARING: PERM. LUBE. UPPER	6306
BALL BEARING: PERM. LUBE. LOWER	6309/7309 TANDEM DESIGN

ELECTRICAL / MOTOR DATA

MOTOR: TYPE, RATING HP	SUBMERSIBLE, 20 (CONTINUOUS DUTY ²)	
MOTOR RPM	3450	
MOTOR INSULATION CLASS	H	
MOTOR SERVICE FACTOR	1.1	
VOLTAGE ¹ - 60 Hz	460V	575V
CURRENT F.L.A.	23	18.4
LOCKED ROTOR CURRENT (LRA)	120	96
POWER CABLE: GAGE; LENGTH	AWG 8/4, 50' (15.2m), SOOW	
SENSOR CABLE: GAGE; LENGTH	AWG 16/4, 50' (15.2m), SOOW	
MOTOR PROTECTION	THERMAL SENSOR SWITCHES EMBEDDED IN MOTOR WINDINGS, 302°F (150°C)	
SEAL LEAK DETECTOR ³	Seal Minder® MOISTURE SENSING PROBE	
MAXIMUM LIQUID TEMPERATURE	104°F (40°C)	

1 - Available in other voltages for 50Hz

2 - Continuous duty motor - see minimum submersion depth above

3 - Requires a seal fail circuit in control panel for warning signal

©2024 Industrial Flow Solutions Operating, LLC. All rights reserved.Industrial Flow Solutions Operating, LLC • 104 John W Murphy Drive, New Haven, CT 06513, USA
(860) 631-3618 • www.flowsolutions.com



INDUSTRIAL
FLOW
SOLUTIONS™

PERFORMANCE CURVE

BJM Pumps JX150

Dwg:

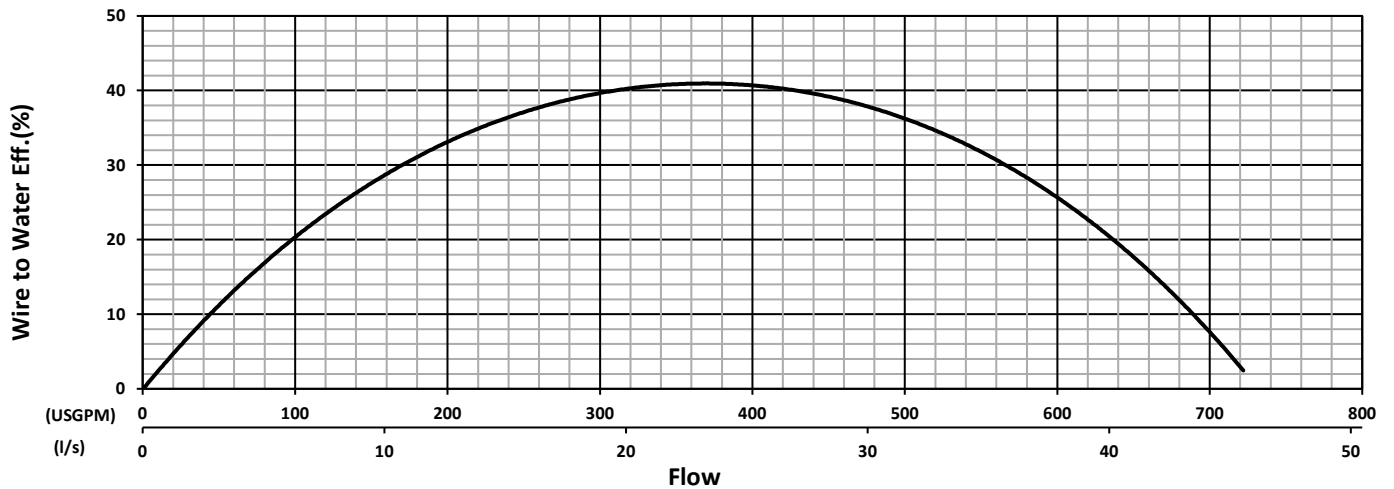
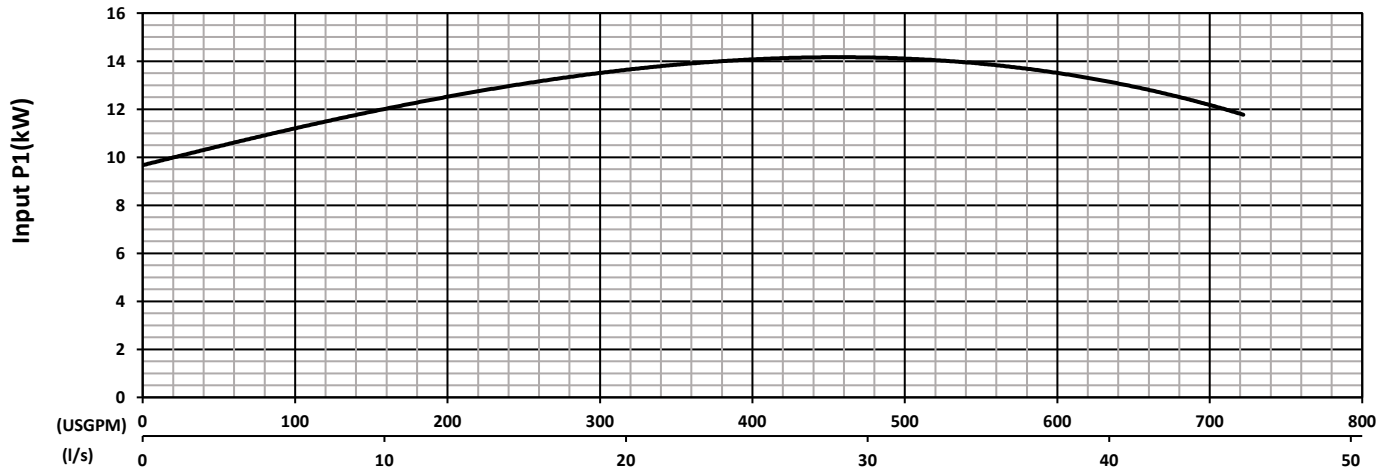
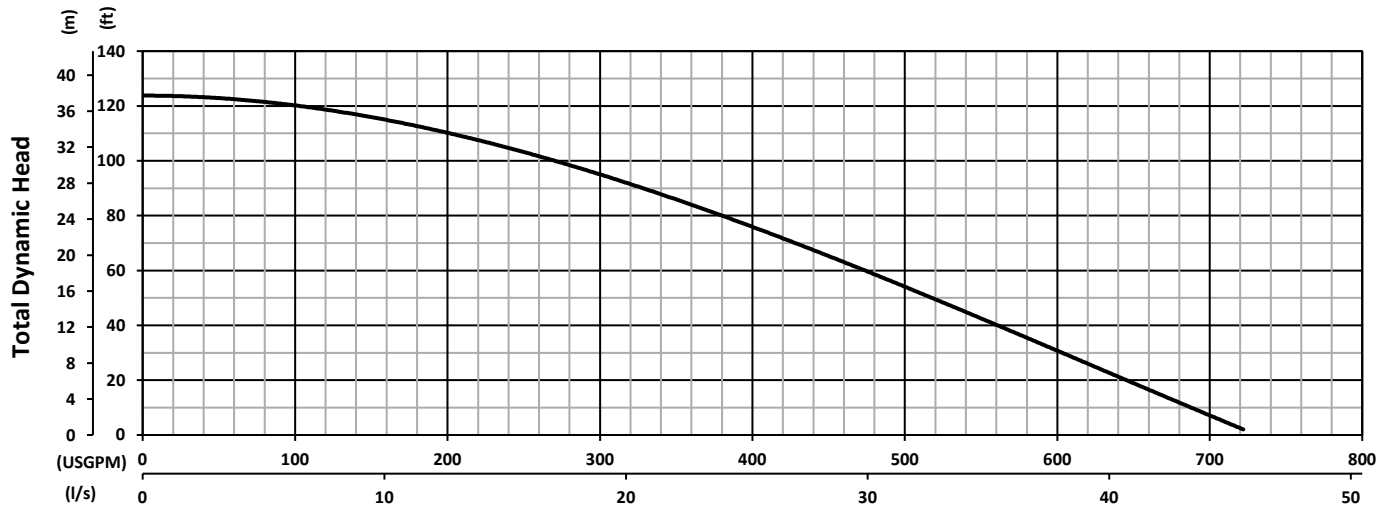
DS-C06-014

Rev:

1

Date:

4/26/2024



Test Standard : HI 11.6 Gr 3B
Tested with water at 20°C

150 - Dual Units

Frequency 60 Hz
Pump Speed 3450 RPM
Impeller 163mm

Specifications subject to change without notice