



GENERAL DATA

MAX. FLOW:	146 GPM (552.7 LPM)
MAX. HEAD:	91' (27.7m)
MAX. SUBMERSION DEPTH:	65' (20 m) or limited to length of power cord, Consult factory for deeper depths
PUMP TYPE:	DEWATERING, SIDE DISCHARGE
MINIMUM SUBMERSION DEPTH FOR CONT. DUTY ³ :	18.5" (469.9 mm)
PUMP DOWN WATER LEVEL:	6.25" (158.75 mm)
SOLID SIZE:	0.37" (9.5 mm)
STRAINER OPENING:	0.37" (9.5 mm)
IMPELLER DIAMETER:	5.04" (128 mm)
DISCHARGE SIZE:	3" NPT-MALE
SLIDE RAIL SYSTEM	3" STAINLESS STEEL
PUMP WEIGHT (without cable):	87 lbs (39.5 kg)
SHIPPING WEIGHT:	96 lbs (43.5 kg)

CONSTRUCTION / MATERIAL DATA

UPPER MECHANICAL SEAL	CARBON/CERAMIC, FKM
LOWER MECHANICAL SEAL	SILICON CARBIDE/ SILICONE CARBIDE, FKM
MOTOR CASING	316 SS
PUMP VOLUTE	316 SS
IMPELLER	316 SS
STRAINER	316 SS
LIP SEAL & O-RINGS	FKM
ROTOR SHAFT	316 SS
EXTERNAL HARDWARE	316 SS
BEARING, PERM. LUBRICATED, UPPER:	6304
BEARING, PERM. LUBRICATED, LOWER:	6305

ELECTRICAL / MOTOR DATA

MOTOR: HP, TYPE, RATING	3, SUBMERSIBLE, (CONTINUOUS DUTY ³)			
MOTOR RPM	3450			
MOTOR INSULATION CLASS	F			
MOTOR SERVICE FACTOR	1.1			
VOLTAGE - 3PH - 60Hz ¹	208V	230V	460V	575V
CURRENT F.L.A.	9.45	9	4.5	3.2
LOCKED ROTOR CURRENT (LRA)	57	56	28	22
POWER CABLE: GAGE-LENGTH	AWG 14/4, 33' (10m) STOW			
SENSOR CABLE: (OPTIONAL ²) GAGE-LENGTH	AWG 18/2, 33' (10m) STOW			
MOTOR PROTECTION	THERMAL & AMP. OVERLOAD			
SEAL LEAK DETECTOR (OPTIONAL ²)	Seal Minder® MOISTURE SENSING PROBE			
MAXIMUM LIQUID TEMPERATURE	104°F (40°C)			

1 - Available in other voltages for 50Hz

2 - Requires a seal fail circuit in control panel for warning signal.

3 - Continuous duty motor - see minimum submersion depth above.



INDUSTRIAL FLOW SOLUTIONS™

PERFORMANCE CURVE

BJM Pumps® JX22SS

Dwg:

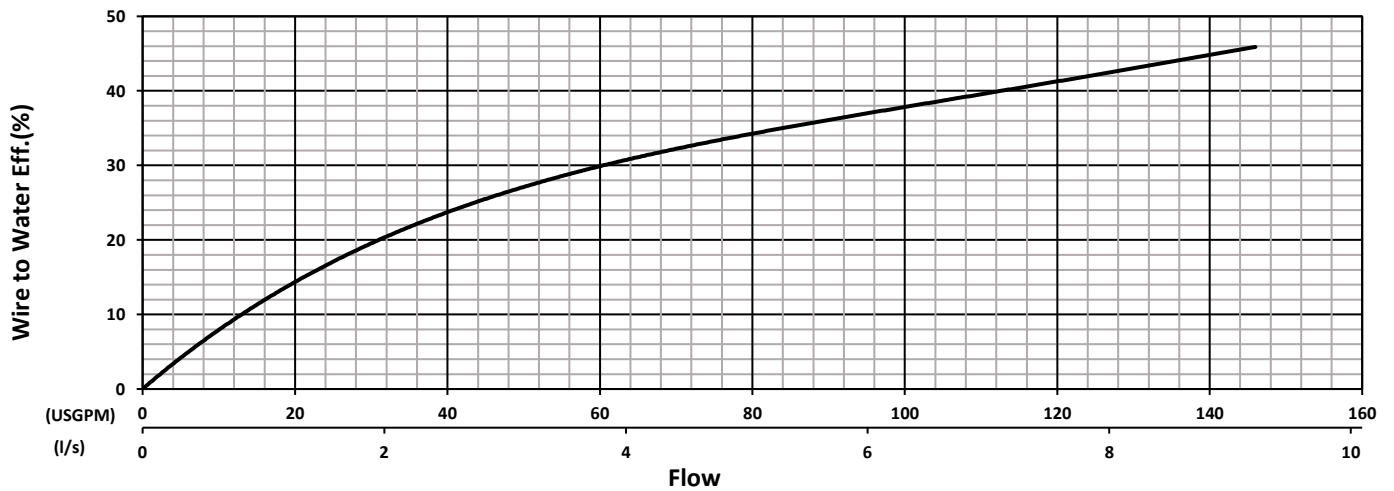
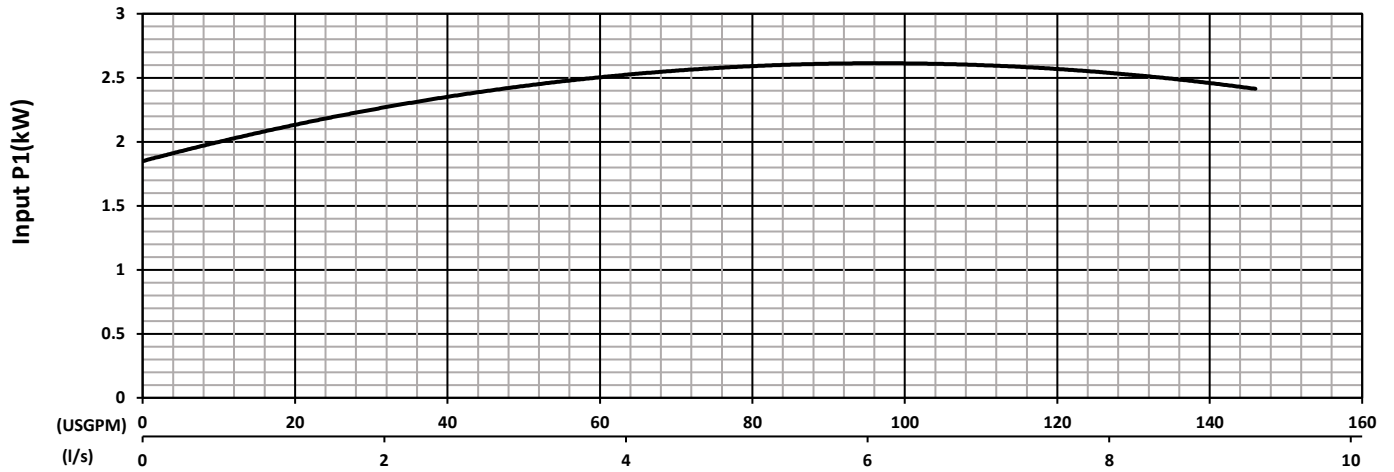
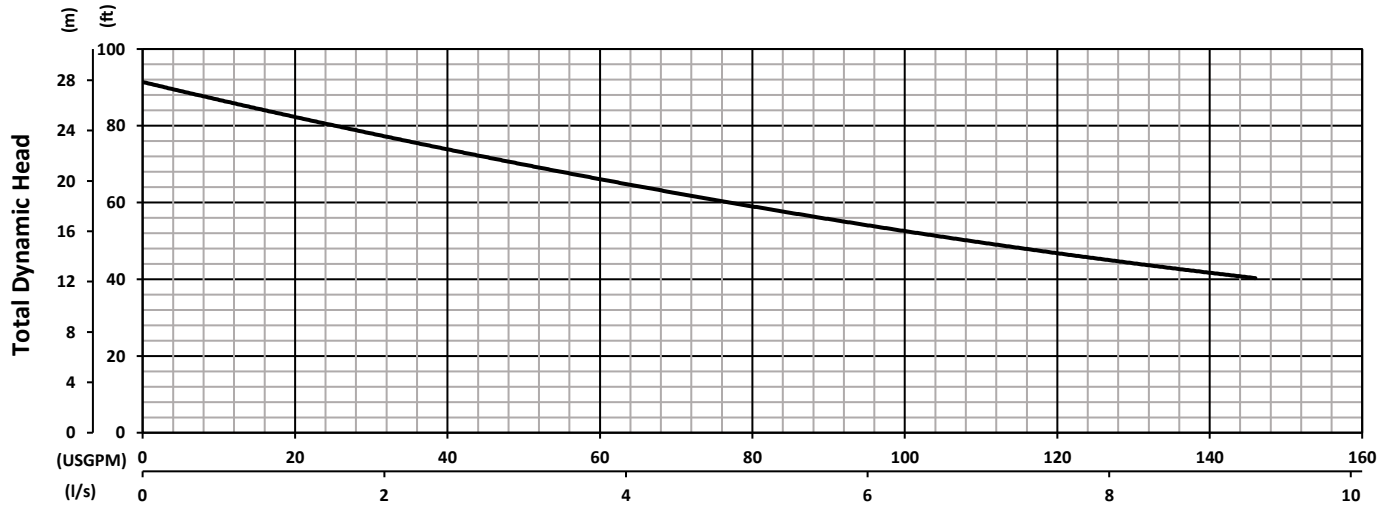
DS-C06-007

Rev:

2

Date:

7/15/2025



Test Standard : HI 11.6 Gr 3B
Tested with water at 20°C

22SS - Dual Units

Frequency	60 Hz
Pump Speed	3450 RPM
Impeller	128mm

Specifications subject to change without notice