



**BJM SUBMERSIBLE PUMP - 316 SS
GENERAL DATA**



MAX. FLOW:	168 GPM (636 L/min)
MAX. HEAD:	80' (24.3 m)
MAX. SUBMERSION DEPTH:	65' (20m) or limited to length of power cord, Consult factory for deeper depths
PUMP TYPE	SUMP, SIDE DISCHARGE
MINIMUM SUBMERSION DEPTH:	11.5" (292 mm)
SOLID SIZE:	3/8" (9.5 mm)
STRAINER OPENING	0.375" (9.5 mm) diameter
IMPELLER DIAMETER:	5.04" (128 mm)
DISCHARGE SIZE	3" NPT-MALE
PUMP WEIGHT, without cable:	87 lbs (39.6 kg)
SHIPPING WEIGHT:	96 lbs (43.6 kg)

CONSTRUCTION / MATERIAL DATA

MECHANICAL SEAL - UPPER	CARBON/CERAMIC
MECHANICAL SEAL - LOWER	SILICON CARBIDE/SILICON CARBIDE
MOTOR CASING	316 SS
PUMP VOLUTE	316 SS
IMPELLER- MULTI VANE	316 SS
STRAINER	316 SS
LIPSEAL & O-RINGS	VITON
ROTOR SHAFT	316 SS
EXTERNAL HARDWARE	316 SS
QTY. OIL IN SEAL CHAMBER	13.5 U.S. FL. OZ. (400 C.C.)
QTY. OIL IN MOTOR STATOR	No oil in motor stator (After ser# 45359). 16.9 U.S. FL. OZ. (500 C.C.) (Before ser# 45359).
BALL BEARING: PERM. LUBE. UPPER	6304
BALL BEARING: PERM. LUBE. LOWER	6305

ELECTRICAL / MOTOR DATA

MOTOR: TYPE, RATING HP	SUBMERSIBLE, 3 (CONTINUOUS DUTY ³)			
MOTOR RPM	3450			
MOTOR INSULATION CLASS	F			
MOTOR SERVICE FACTOR	1.1			
VOLTAGE ² - 3 PH, 60 Hz	208V	230V	460V	575V
CURRENT F.L.A.	9.45	9	4.5	3.2
LOCKED ROTOR CURRENT (LRA)	57	56	28	22
MOTOR PROTECTION	THERMAL & AMP. OVERLOAD			
POWER CORD: GAGE; LENGTH	A.W.G. 14/4; 33' (10 m), STOW			
MAXIMUM LIQUID TEMPERATURE	104°F (40°C)			
SEAL LEAK DETECTOR ¹ (OPTIONAL)	Seal Minder®; MOISTURE SENSING PROBE			

- 1- Requires a seal fail circuit in control panel for warning signal.
- 2- Available in other voltages (and in 50 Hz).
- 3- NOTE: STAINLESS STEEL PUMPS MAY NOT BE SUITABLE FOR CONTINUOUS DUTY IN ALL APPLICATIONS. PLEASE CONSULT WITH BJM PUMPS. MAY BE NECESSARY TO OFFER 'F' SERIES HIGH TEMPERATURE PUMPS WHEN CONSIDERING CONTINUOUS DUTY OPERATION.

©2023 Industrial Flow Solutions Operating, LLC. All rights reserved.
Industrial Flow Solutions Operating, LLC • 104 John W Murphy Drive,
New Haven, CT 06513, USA • (860) 631-3618 • www.flowsolutions.com



INDUSTRIAL FLOW SOLUTIONS™

PERFORMANCE CURVE

BJM Pumps JX22

Dwg:

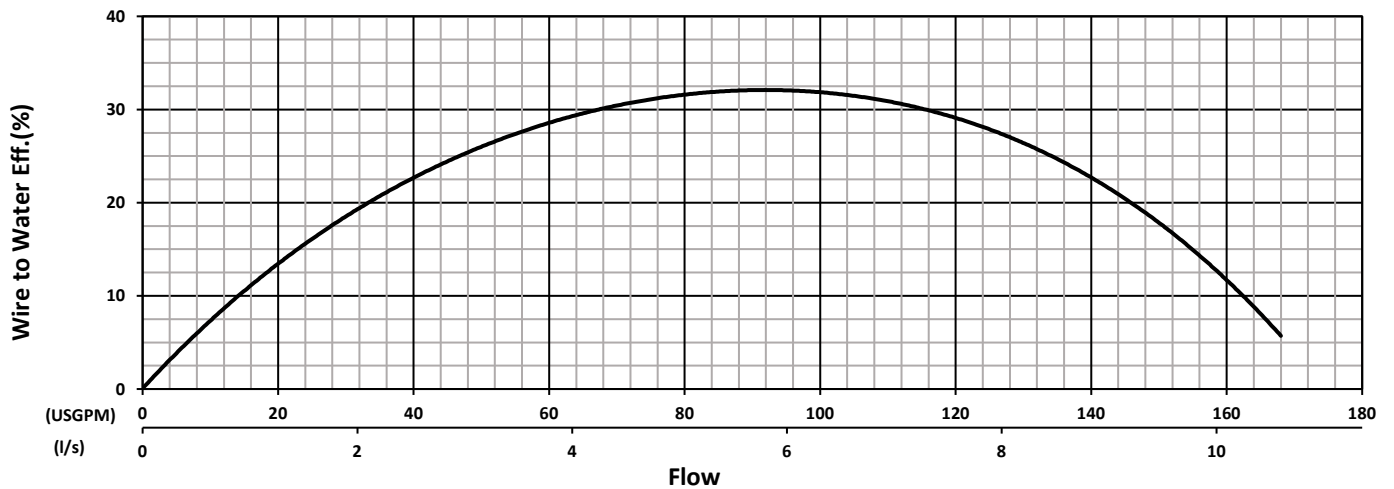
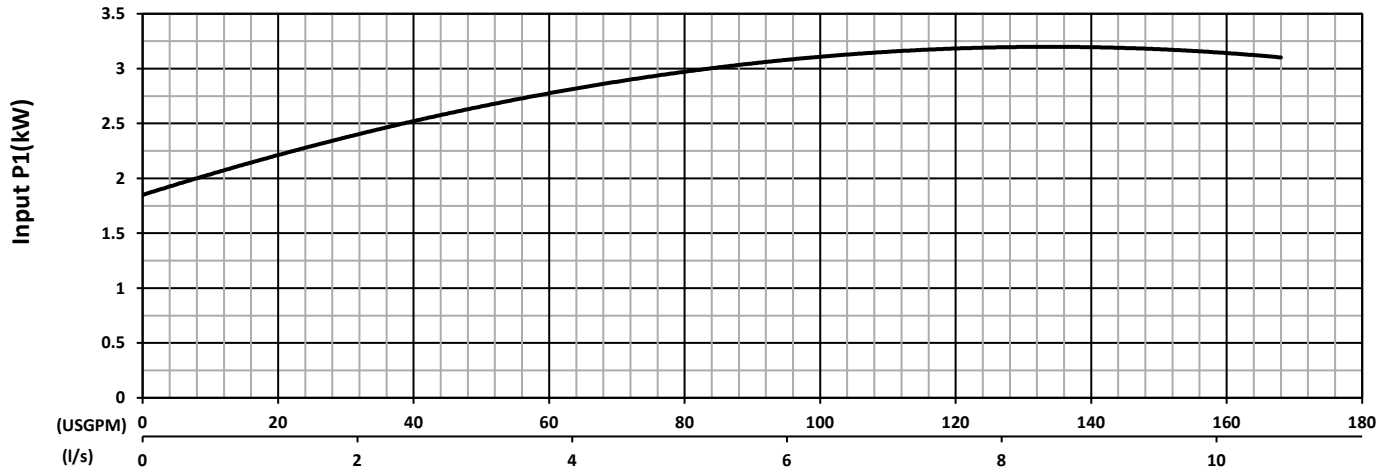
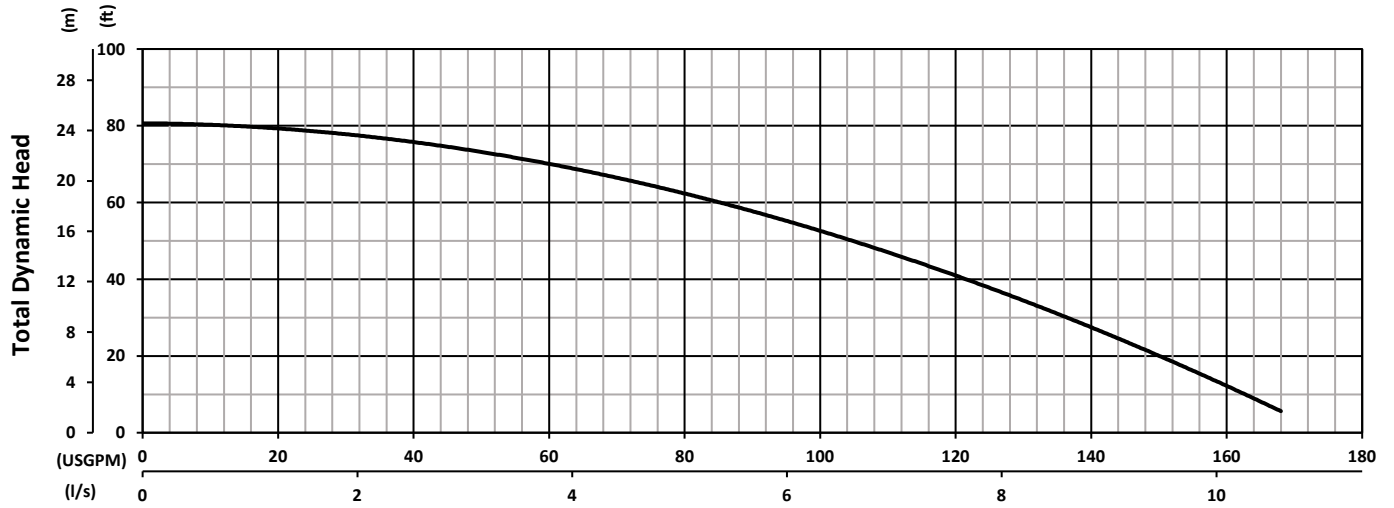
DS-C06-007

Rev:

1

Date:

8/31/2023



Test Standard : HI 11.6 Gr 3B
Tested with water at 20°C

22 - Dual Units

Frequency	60 Hz
Pump Speed	3450 RPM
Impeller	128mm

Specifications subject to change without notice