

INDUSTRIAL
FLOW
SOLUTIONS™**TECHNICAL DATA****BJM Pumps® KHH220****Dwg:**

DS-C12-007

Rev:

1

Date:

2/1/2024

GENERAL DATA

MAX. FLOW:	208 GPM (787.4 L/min)
MAX. HEAD:	406' (123.7m)
MAX. SUBMERSION DEPTH:	65' (20m) or limited to length of power cord, Consult factory for deeper depths
PUMP TYPE	TOP DISCHARGE, DEWATERING
MINIMUM SUBMERSION DEPTH:	13" (330 mm)
SOLID SIZE:	0.3" (6 mm)
IMPELLER DIAMETER:	7.25" (184 mm)
DISCHARGE SIZE	3" 300 Lb. ANSI, Slip-On Flange
PUMP WEIGHT, without cable:	842.2 lbs (382 kg)
SHIPPING WEIGHT:	892.9 lbs (405 kg)

CONSTRUCTION / MATERIAL DATA

UPPER MECHANICAL SEAL	CARBON/CERAMIC
LOWER MECHANICAL SEAL	SILICON CARBIDE/SILICON CARBIDE
MOTOR HOUSING	CAST IRON
PUMP VOLUTE	DUCTILE IRON
WEAR PLATE	DUCTILE IRON
AGITATOR (OPTIONAL)	HI-CHROME
IMPELLER	CLOSED MULTI VANE, HI-CHROME
LIPSEAL & O-RINGS	BUNA-N
ROTOR SHAFT	403 SS
EXTERNAL HARDWARE	304 SS
BALL BEARING: PERM. LUBE. UPPER	6309
BALL BEARING: PERM. LUBE. LOWER	7310 Tandem Design

ELECTRICAL / MOTOR DATA

MOTOR: TYPE, RATING HP	SUBMERSIBLE, 30 (CONTINUOUS DUTY ²)	
MOTOR RPM	3450	
MOTOR INSULATION CLASS	F	
MOTOR SERVICE FACTOR	1.1	
VOLTAGE ¹ - 60 Hz	460V	575V
CURRENT F.L.A.	37	29.5
LOCKED ROTOR CURRENT (LRA)	260	221
POWER CORD: GAGE; LENGTH	A.W.G. 8/3 GGC, 50' (15.2m)	
SENSOR CORD: GAGE; LENGTH	A.W.G. 14/4; 50' (15.2m), SOOW	
MOTOR PROTECTION	THERMAL SENSOR SWITCHES EMBEDDED IN MOTOR WINDINGS, 302°F (150°C)	
SEAL LEAK DETECTOR ³	Seal Minder® MOISTURE SENSING PROBE	
MAXIMUM LIQUID TEMPERATURE	104°F (40°C)	

1 - Available in other voltages for 50Hz

2 - Continuous duty motor - see minimum submersion depth above

3 - Requires a seal fail circuit in control panel for warning signal

©2024 Industrial Flow Solutions Operating, LLC. All rights reserved.

Industrial Flow Solutions Operating, LLC • 104 John W Murphy Drive, New Haven, CT 06513, USA

(860) 631-3618 • www.flowsolutions.com



INDUSTRIAL FLOW SOLUTIONS™

PERFORMANCE CURVE

BJM Pumps® KHH220

Dwg:

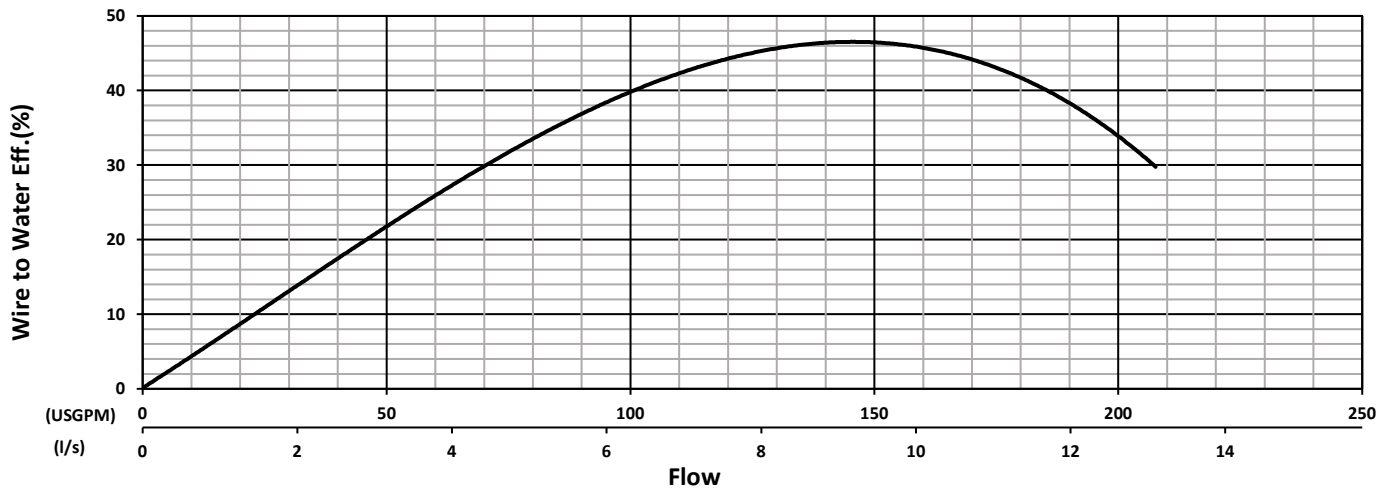
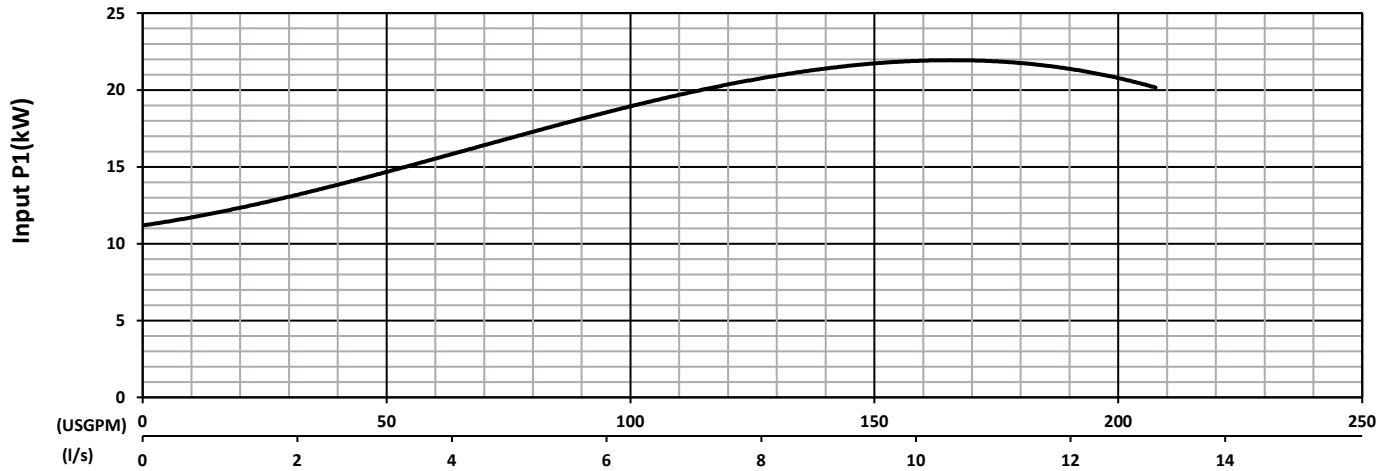
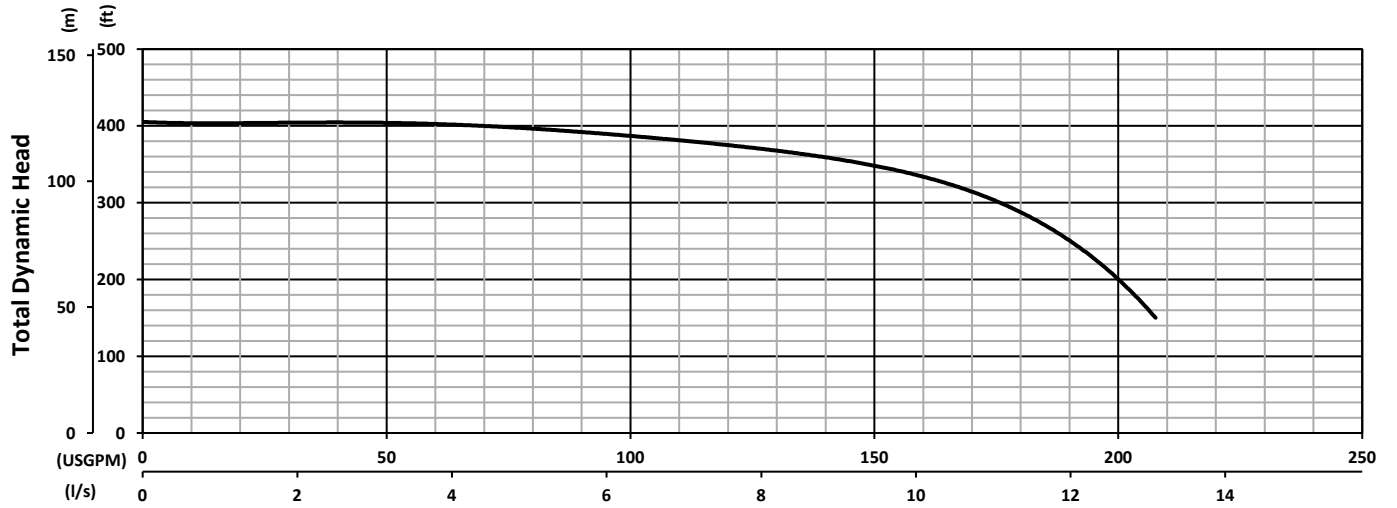
DS-C12-006

Rev:

1

Date:

2/1/2024



Test Standard : HI 11.6 Gr 3B
Tested with water at 20°C

KHH220 - Dual Units

Frequency	60 Hz
Pump Speed	3450 RPM
Impeller	184mm

Specifications subject to change without notice