



INDUSTRIAL
FLOW
SOLUTIONS™

TECHNICAL DATA

Mine Dewatering Pumps P40CE HH & HV

Dwg: DS-A16-011 Rev: 5 Date: 2/23/2026

Motor Specifications

Motor Design	NEMA design B, squirrel cage induction, air filled
Motor Type	Enclosed submersible, IP 68
Maximum submergence	65 feet (20m)
Insulation Class	Class F, rated at 155° C
Motor Protection	Bi-metallic Thermal Switch
Bi-Metallic Temp Trip	130° C ± 5° C
Service Factor	1.15
Max. Liquid Temperature	104°F (40°C)
Voltage Tolerance	± 10% from nominal
MSHA Approval	2G-2796 (230V), 2G-2796A (460V), 2G-2796A-1(575V)



Motor Data, 60Hz

Model	Phase	Output Power BHP	Volts	Full Load Amps	Locked Rotor Amps	Nema Code Letter	Power Factor	Motor Efficiency	Pole/Speed (Rpm)
							100% Load		
P40CE	3Ø	6.4	230V	17.8	122.6	J	0.76	0.8	2/3450
			460V	8.9	61.3	J	0.76	0.8	2/3450
			575V	8.6	49	J	0.76	0.8	2/3450

Materials of Construction

	Standard	High Chrome
Upper Motor Lid	356-T6 Aluminum	356-T6 Aluminum
Motor Housing	356-T6 Aluminum	356-T6 Aluminum
Lower Seal Housing	AISI 304 Stainless Steel	ASTM A532 Class III Type Chromium
Volute	356-T6 Aluminum - Rubber Lined	356-T6 Aluminum - Polyurethane Lined
External Hardware	AISI 304 Stainless Steel	AISI 304 Stainless Steel
O-Rings	NBR	NBR
Motor Shaft	AISI 416 Stainless Steel	AISI 416 Stainless Steel
Upper Bearing	Deep groove ball bearing, double sealed	Deep groove ball bearing, double shielded
Lower Bearing	Double row angular contact ball bearing, double shielded	Double row angular contact ball bearing, double shielded
Shaft Seal	SiC/SiC	SiC/SiC
Impeller	AISI 316 Stainless Steel	ASTM A532 Class III Type Chromium

DIMENSIONS, WEIGHT, AND MISC.

Pump weight (without cable)	87 lbs (39.5kg)
Discharge size, HH	3 inch NPT male vertical
Discharge size, HV	4 inch NPT male vertical
Strainer Opening	9mmX22mm

CABLE SPECIFICATIONS

Model	Phase/Voltage	Power Cable*	Length*	Outer Jacket	
P40CE	3Ø	230V	Drill Cord SOOW 12/5, 10/5. 8/3G-GC	Per MSHA Approval	CPE, Heavy Duty
		460V	Drill Cord SOOW 12/5, 10/5. 8/3G-GC	Per MSHA Approval	CPE, Heavy Duty
		575V	Drill Cord SOOW 12/5, 10/5. 8/3G-GC	Per MSHA Approval	CPE, Heavy Duty

* Cable size and length per MSHA approval.



Specifications subject to change without notice

Industrial Flow Solutions Operating, LLC • 104 John W Murphy Drive, New Haven, CT 06513, USA • 860-399-5937 •

www.flowsolutions.com



INDUSTRIAL
FLOW
SOLUTIONS™

PERFORMANCE CURVE

Stancor® Mine Dewatering Pumps P40CE HH

Dwg:

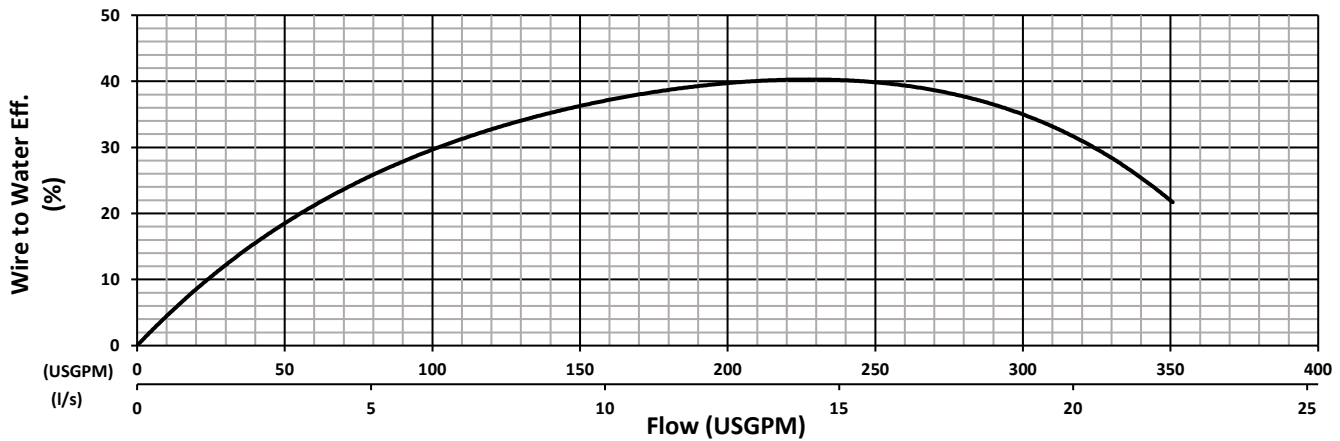
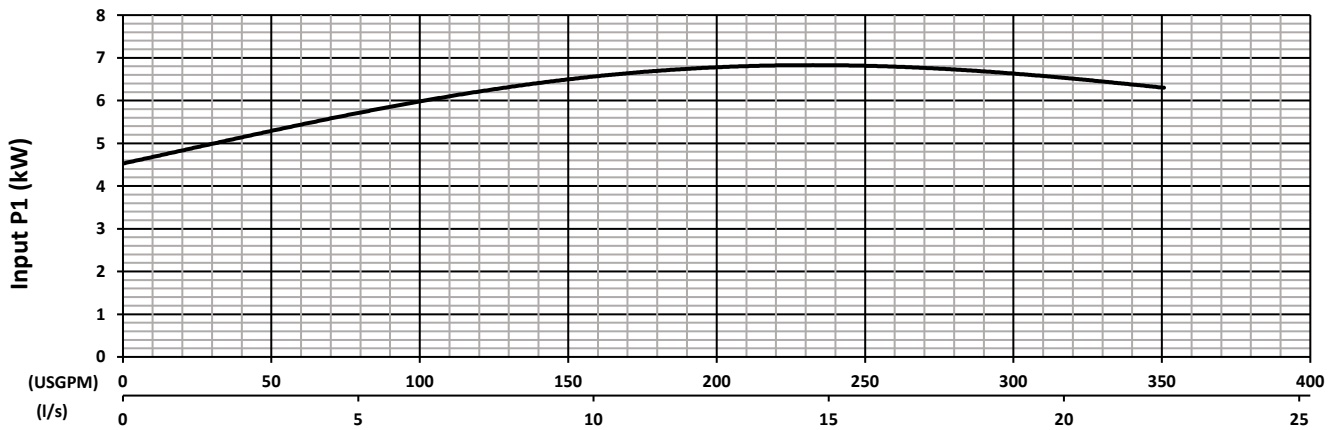
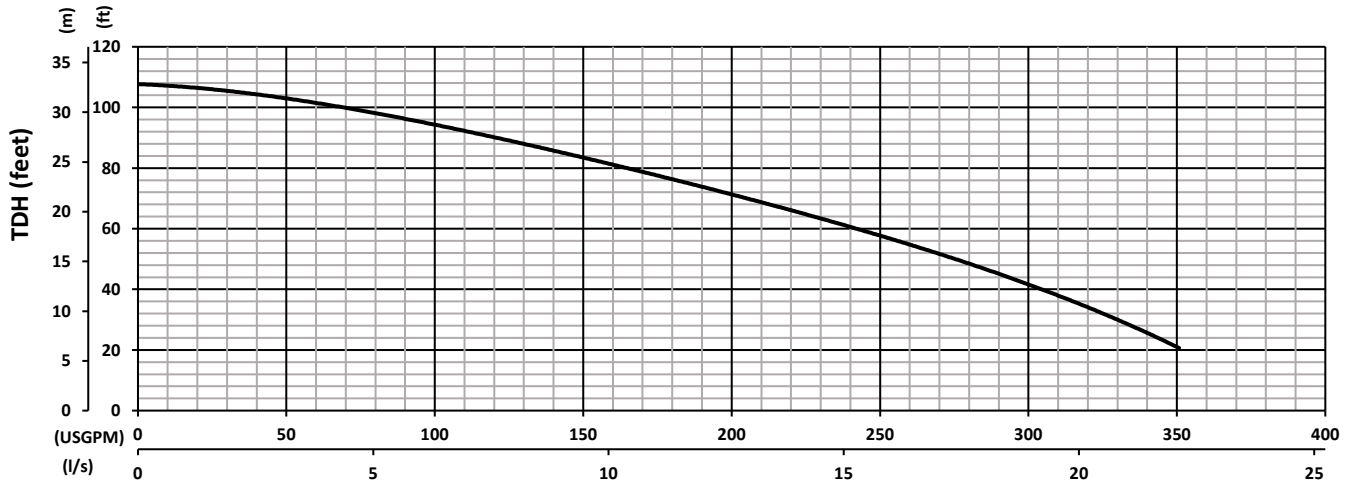
DS-A16-013

Rev:

6

Date:

12/18/2025



Test Standard : HI 11.6 Gr 3B

Mine Dewatering Pumps P40CE HH - Dual Units

Frequency 60 Hz

Tested with water at 20°C

Pump Speed 3450 RPM

Impeller 160mm

Specifications subject to change without notice

Industrial Flow Solutions Operating, LLC • 104 John W Murphy Drive, New Haven, CT 06513, USA • 860-399-5937 •

www.flowsolutions.com



INDUSTRIAL
FLOW
SOLUTIONS™

PERFORMANCE CURVE

Stancor® Mine Dewatering Pumps P40CE HV

Dwg:

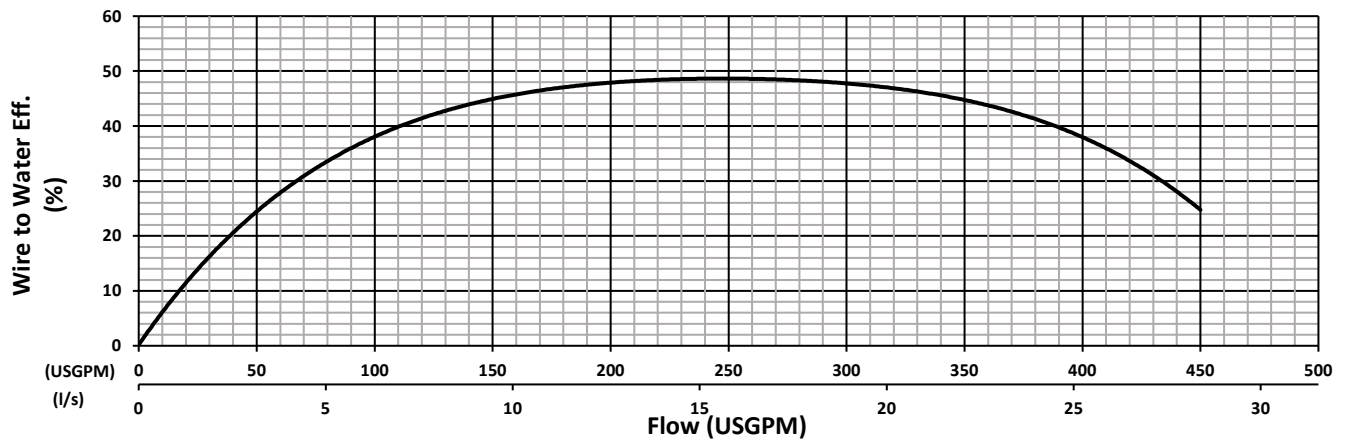
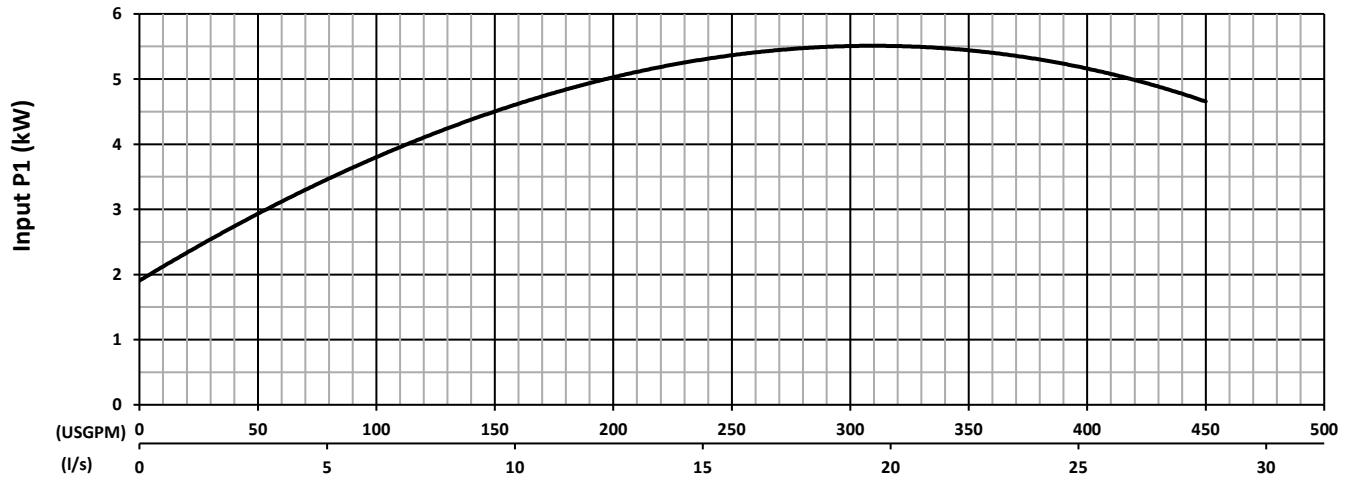
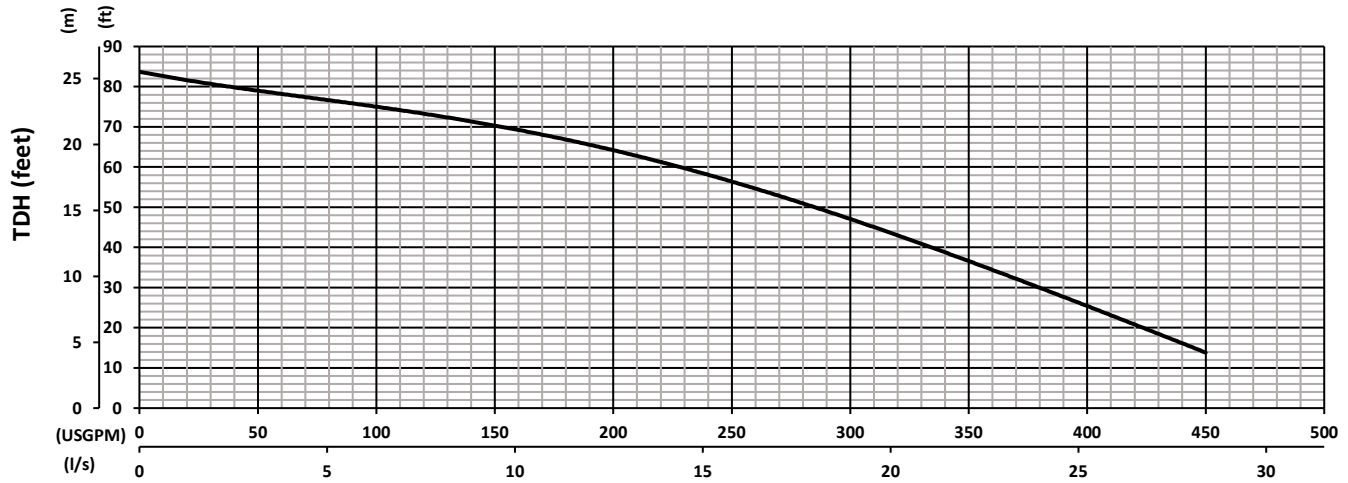
DS-A18-152

Rev:

5

Date:

12/18/2025



Test Standard : HI 11.6 Gr 3B
Tested with water at 20°C

Mine Dewatering Pumps P40CE HV - Dual Units

Frequency 60 Hz
Pump Speed 3450 RPM
Impeller 135mm

Specifications subject to change without notice