

MOTOR SPECIFICATIONS

Motor Design	NEMA design B, squirrel cage induction, air filled
Motor Type	Enclosed submersible, IP 68
Maximum submergence	65 feet (20m)
Insulation Class	Class F, rated at 155° C
Motor Protection	Bi-metallic Thermal Switch
Bi-Metallic Temp Trip	130° C ± 5° C
Service Factor	1.15
Max. Liquid Temperature	104°F (40°C)
Voltage Tolerance	± 10% from nominal
MSHA Approval	2G-2796 230 Volt, 2G-3796A 460 Volt, 2G-2796A-1 575 Volt



MOTOR DATA, 60Hz

Model	Phase	Output Power BHP	Volts	Full Load Amps	Locked Rotor Amps	NEMA Code Letter	Power Factor 100% Load	Motor Efficiency 100% Load	Pole/Speed (rpm)
P30CSE	3	4.6	230	12	81.6	H	.83	.76	2/3450
			460	6.5	40.8	H	.83	.76	2/3450
			575	4.8	35.4	J	.83	.76	2/3450

MATERIALS OF CONSTRUCTION

Upper Motor Lid	356-T6 Aluminum
Motor Housing	356-T6 Aluminum
Oil Chamber	AISI 304 Stainless Steel
Strainer	AISI 304 Stainless Steel
Volute	ASTM A-48, Class 35B
External Hardware	AISI 304 Stainless Steel
O-Rings	NBR
Motor Shaft	AISI 416 Stainless Steel
Upper Bearing	Deep groove ball bearing, double sealed
Lower Bearing	Double row angular contact ball bearing, double shielded
Shaft Seal	SiC/SiC
Impeller	AISI 316 Stainless Steel

DIMENSIONS, WEIGHT, AND MISC.

Pump weight (without cable)	77lbs (35kg)
Discharge size, standard	3 inch NPT male vertical
Strainer Opening	18.90mm

CABLE SPECIFICATIONS

MODEL	PHASE/VOLTAGE	POWER CABLE *	LENGTH *	OUTER JACKET
P30CSE	3Ø-230V	Drill Cord SOOW 12/5, 10/5	Per MSHA Approval	CPE, Heavy Duty
	3Ø-460V	Drill Cord SOOW 12/5, 10/5, 8/3G-GC	Per MSHA Approval	CPE, Heavy Duty
	3Ø-575V	Drill Cord SOOW 12/5, 10/5, 8/3G-GC	Per MSHA Approval	CPE, Heavy Duty

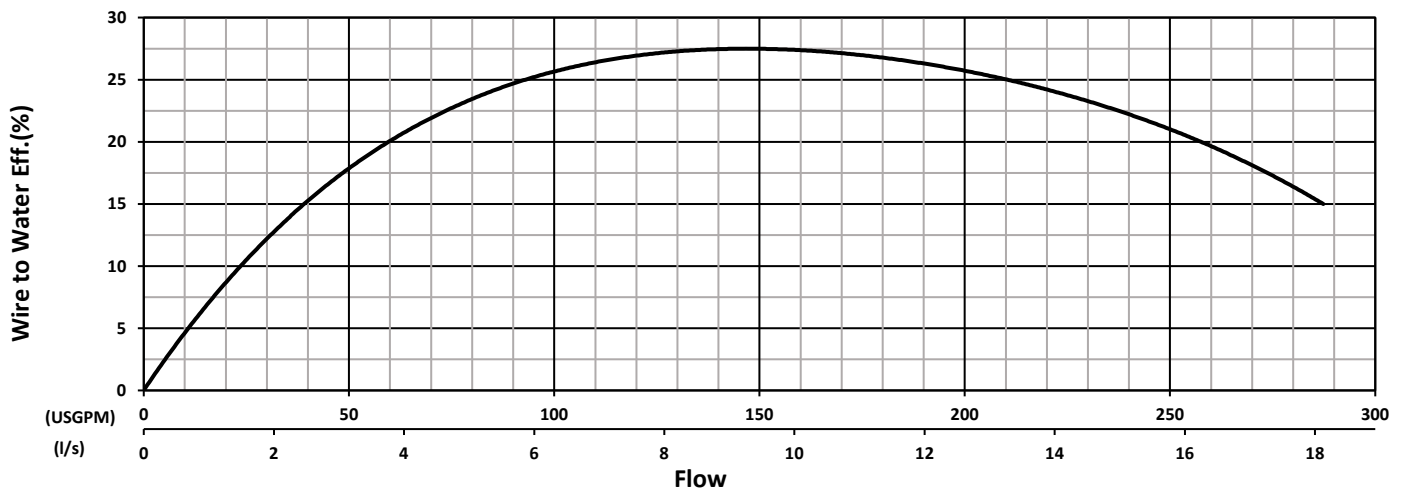
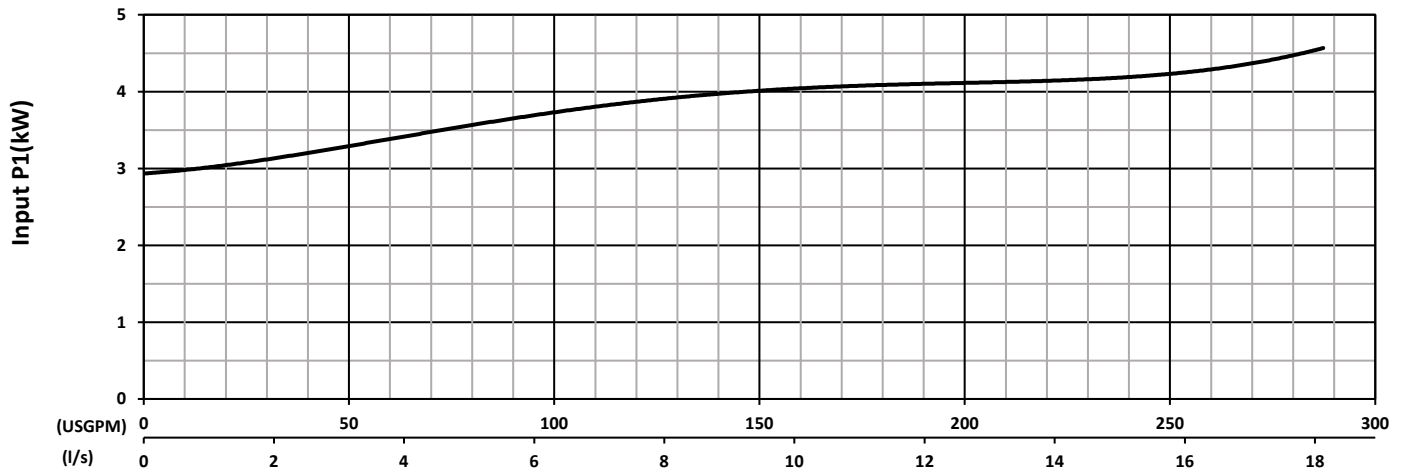
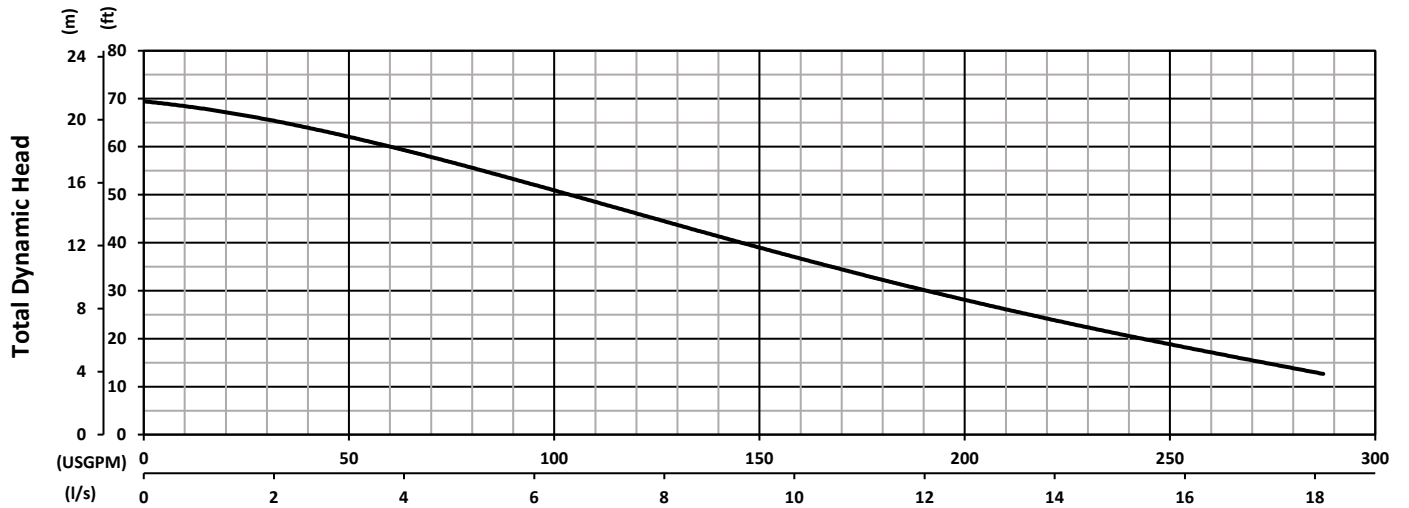
* Cable size and length per MSHA approval.



Dwg: DS-A17-016

Rev: 3

Date: 11/6/2017



Test Standard : HI 11.6 Gr 3B
 Tested with water at 20°C

Pump Performance Test - Dual Units

Frequency 60 Hz
 Pump Speed 3450 RPM
 Impeller Ø135mm

Specifications subject to change without notice