

MOTOR SPECIFICATIONS

Motor Design	NEMA design B, squirrel cage induction, air filled
Motor Type	Enclosed submersible, IP 68
Maximum submergence	65 feet (20m)
Insulation Class	Class F, rated at 155° C
Motor Protection	Bi-metallic Thermal Switch
Bi-Metallic Temp Trip	130° C ± 5° C
Service Factor	1.15
Max. Liquid Temperature	104°F (40°C)
Voltage Tolerance	± 10% from nominal



MOTOR DATA, 60Hz

Model	Phase	Output Power BHP	Volts	Full Load Amps	Locked Rotor Amps	NEMA Code Letter	Power Factor 100% Load	Motor Efficiency 100% Load	Pole/Speed (rpm)
S1500-TS4P	3	15	460	20	125	J	.75	.85	4/1750
			575	14	100	J	.75	.85	
			950	12	70	K	.75	.85	
S2000-TS4P	3	20	460	24.5	153	H	.81	.85	4/1750
			575	17.5	125	H	.81	.85	
			950	13	75	H	.81	.85	
S3000-TS4P	3	30	460	39	244	H	.76	.85	4/1750
			575	30	194	H	.76	.85	
			950	20	116	H	.76	.85	

MATERIALS OF CONSTRUCTION

Upper Motor Lid	Cast Iron ASTM A-48, Class 35B
Motor Housing	Cast Iron ASTM A-48, Class 35B
Oil Chamber	AISI 316 Stainless Steel
Strainer	AISI 304 Stainless Steel
Volute	Cast Iron ASTM A-48, Class 40B
External Hardware	AISI 304 Stainless Steel
O-Rings	NBR
Motor Shaft	AISI 416 Stainless Steel
Upper Bearing	Deep groove ball bearing, double sealed
Lower Bearing	Double row angular contact ball bearing, double shielded
Shaft Seal	SiC/SiC
Impeller	Cast Iron ASTM A-48, Class 40B
Discharge Elbow	Cast Iron ASTM A-48, Class 40B
Stand	Cast Iron ASTM A-48, Class 35B

DIMENSIONS, WEIGHT, AND MISC.

Pump weight (without cable)	543 lbs (247kg)	563 lbs (256kg)	582 lbs (265kg)
Discharge size	4 inch 150# flange		
Strainer Opening	50 mm		

CABLE SPECIFICATIONS

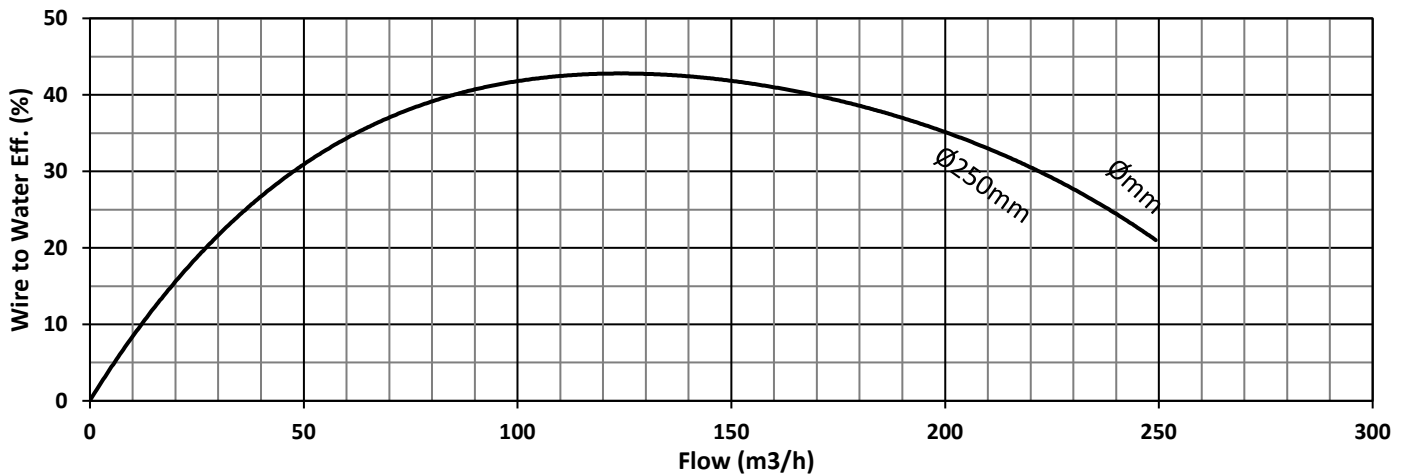
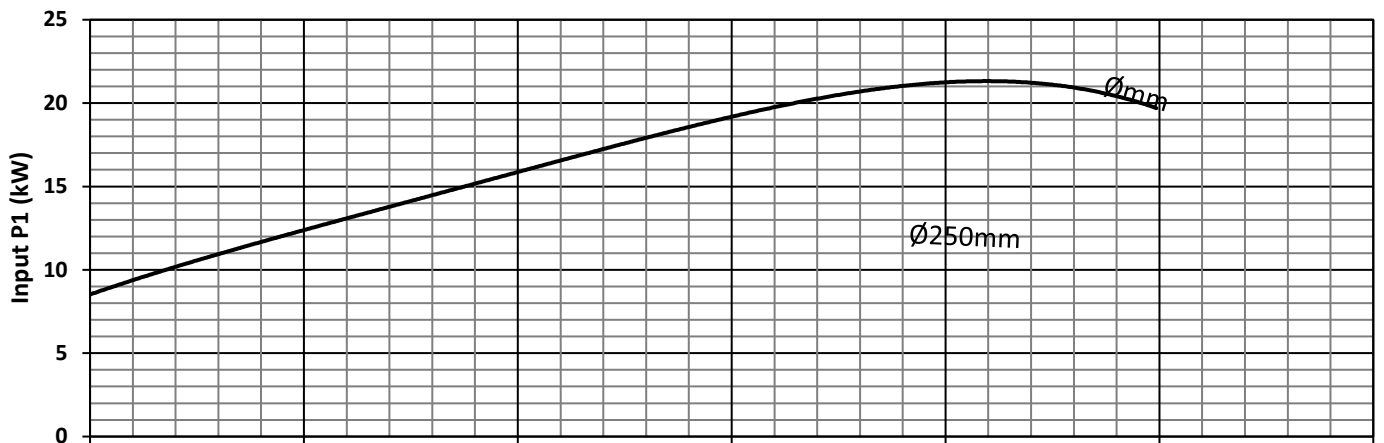
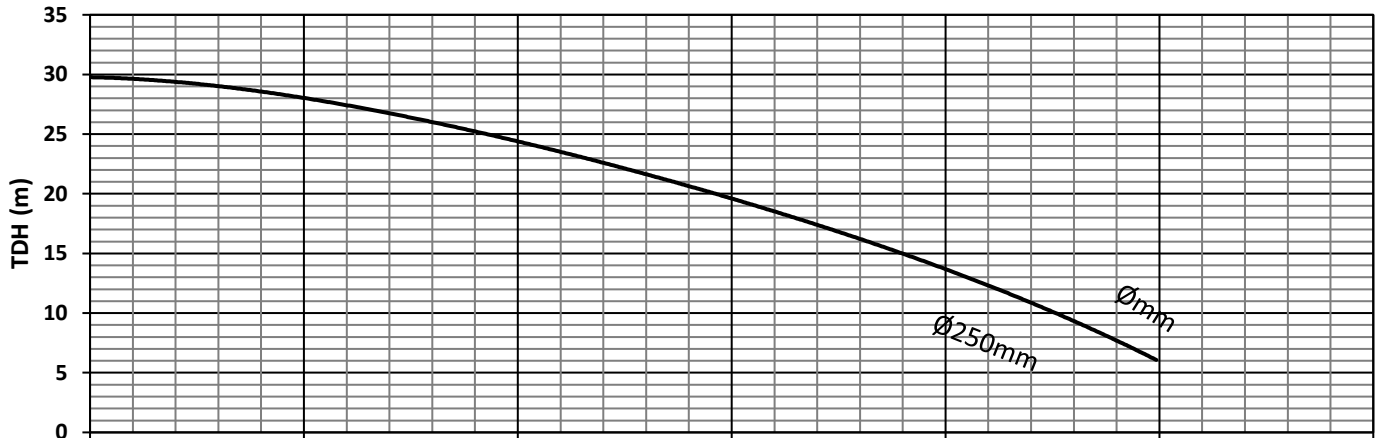
MODEL	PHASE/VOLTAGE	POWER CABLE	LENGTH	OUTER JACKET
S1500-TS4P	3Ø-460V	SOOW 10/5, 8/3, 6/3, 4/3 G-GC	50' Standard	CPE, Heavy Duty
	3Ø-575V	SOOW 10/5, 8/3, 6/3, 4/3 G-GC	50' Standard	CPE, Heavy Duty
	3Ø-950V	6/3, 4/3 SHD-GC	50' Standard	CPE, Heavy Duty
S2000-TS4P	3Ø-460V	SOOW 8/3, 6/3, 4/3 G-GC	50' Standard	CPE, Heavy Duty
	3Ø-575V	SOOW 8/3, 6/3, 4/3 G-GC	50' Standard	CPE, Heavy Duty
	3Ø-950V	6/3, 4/3 SHD-GC	50' Standard	CPE, Heavy Duty
S3000-TS4P	3Ø-460V	SOOW 6/3, 4/3 2/3 G-GC	50' Standard	CPE, Heavy Duty
	3Ø-575V	SOOW 6/3, 4/3 2/3 G-GC	50' Standard	CPE, Heavy Duty
	3Ø-950V	6/3, 4/3 2/3 SHD-GC	50' Standard	CPE, Heavy Duty



PERFORMANCE CURVE

Trash Vortex Pumps S3000-TS4P

Dwg: DS-A24-004 Rev: 4 Date: 1/20/2017



Pump Performance Test - Metric Units

Test Standard : HI 11.6 Gr 3B
Tested with water at 20°C
Frequency 60 Hz
Pump Speed 1750 RPM
Impeller Multiple

Specifications subject to change without notice