

MOTOR SPECIFICATIONS

Motor Design	Induction
Motor Type	Enclosed submersible
Insulation Class	Class B
Motor Protection	Bi-metallic Thermal Switch
Bi-Metallic Temp Trip	120° C ± 5° C
Service Factor	1.15
Voltage Tolerance	± 10% from nominal



MOTOR DATA, 60Hz

Model	Phase	Output Power BHP	Volts	Full Load Amps	Locked Rotor Amps	NEMA Code Letter	Power Factor 100% Load	Motor Efficiency 100% Load	Pole/Speed (rpm)
SC-100	1	1	115	12	60	H	0.981	0.600	2/3450
	1	1	208	6.6	33	H	0.999	0.600	2/3450
	1	1	230	6	30	H	0.997	0.600	2/3450
	3	1	208	4.4	22	J	0.916	0.754	2/3450
	3	1	230	4	20	J	0.884	0.788	2/3450
	3	1	460	2	10	J	0.888	0.783	2/3450
	3	1	575	1.6	8	J	0.903	0.783	2/3450

MATERIALS OF CONSTRUCTION

Upper Motor Lid	Cast Iron (FC 20)
Motor Housing	AISI 304 Stainless Steel
Oil Chamber	Cast Iron (FC 20)
Volute	Cast Iron (FC 20)
External Hardware	AISI 304 Stainless Steel
O-Rings	NBR
Motor Shaft	Stainless Steel (SUS 410)
Upper Bearing	Single row Sealed
Lower Bearing(s)	Single row Sealed
Upper Shaft Seal	CA/CE (carbon/ceramic)
Lower Shaft Seal	SIC/SIC (silicon carbide/silicon carbide)
Impeller	Cast Iron (FC 20)

DIMENSIONS, WEIGHT, AND MISC.

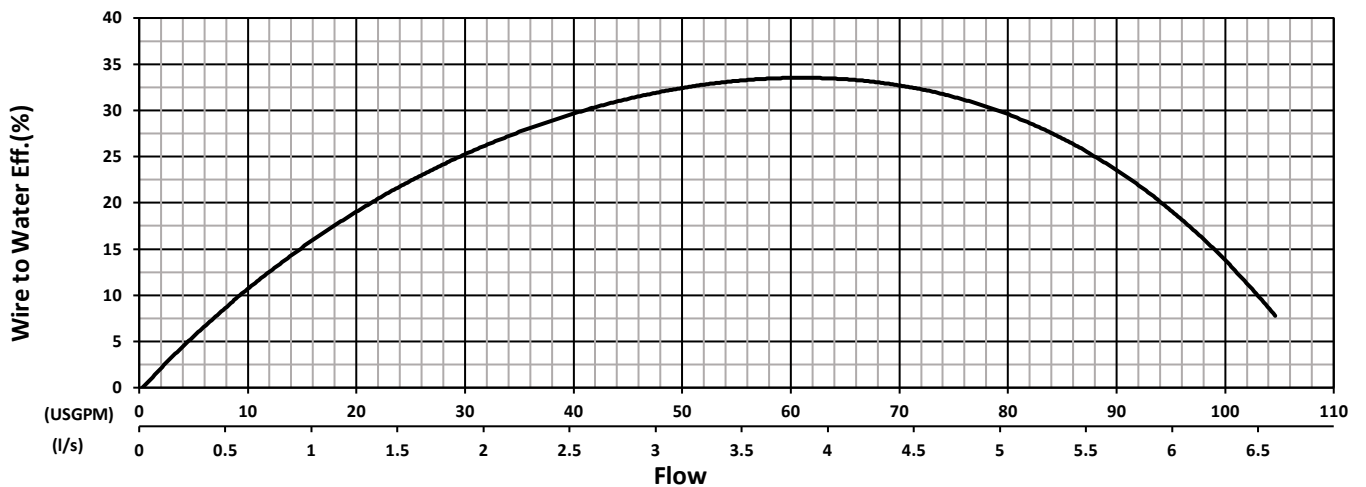
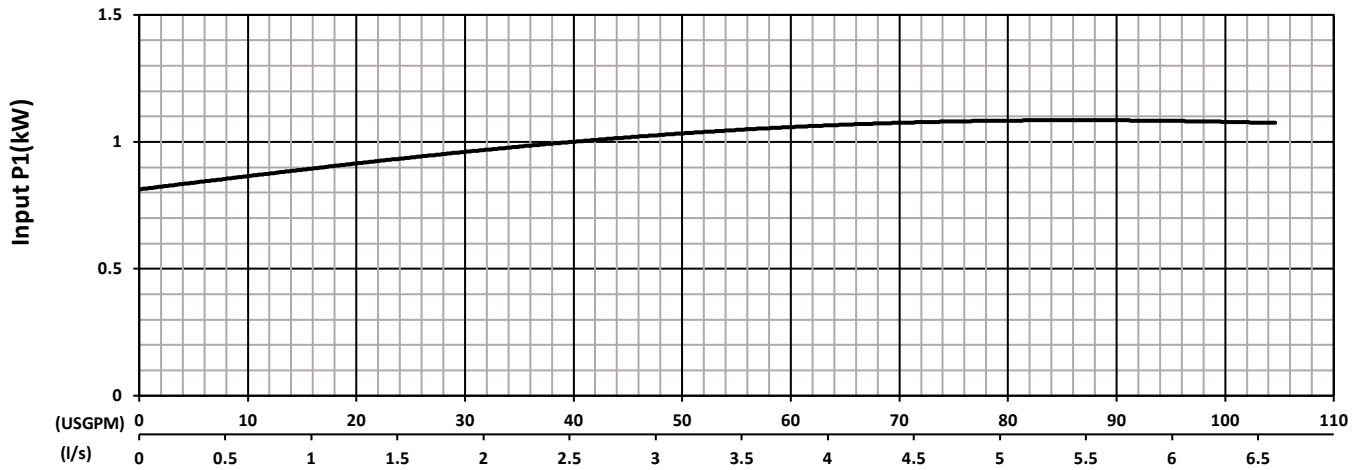
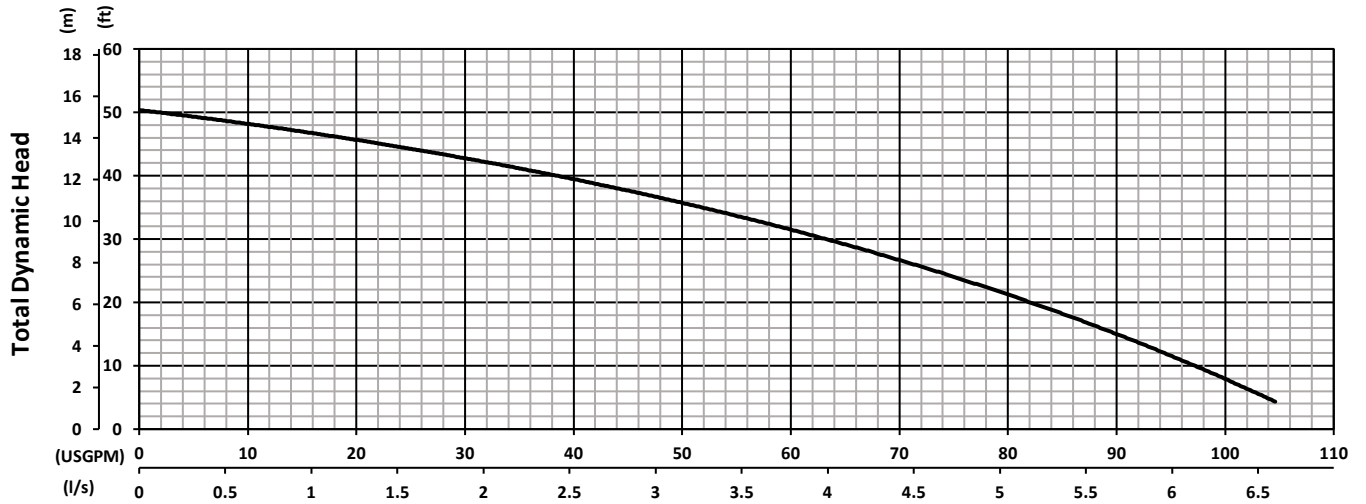
Pump weight single phase	42lbs (19kg)
Pump weight three phase	42lbs (19kg)
Maximum submergence	33 feet (10m)
Discharge size, standard	2 inch NPS female vertical
Maximum temp. of pumped fluid	104°F (40°C)

CABLE SPECIFICATIONS

MODEL	PHASE/VOLTAGE	POWER CABLE	LENGTH	OUTER JACKET
SC-100	1Ø 115V	SJTOW 14/3	50'(15m)	PVC
	1Ø 208V	SJTOW 16/3	50'(15m)	PVC
	1Ø 230V	SJTOW 16/3	50'(15m)	PVC
	3Ø 208V	STOW 16/4	50'(15m)	PVC
	3Ø 230V	STOW 16/4	50'(15m)	PVC
	3Ø 460V	STOW 16/4	50'(15m)	PVC
	3Ø 575V	STOW 16/4	50'(15m)	PVC

Power cable suitable for all standard voltages listed in "MOTOR DATA" section.
 Document valid only for pump with serial number 1327-001 and up.
 Refer to previous document revision for earlier serial number.

Specifications subject to change without notice



Test Standard : HI 11.6 Gr 3B
Tested with water at 20°C

Pump Performance Test - Dual Units

Frequency 60 Hz
Pump Speed 3450 RPM
Impeller Ø108mm

Specifications subject to change without notice



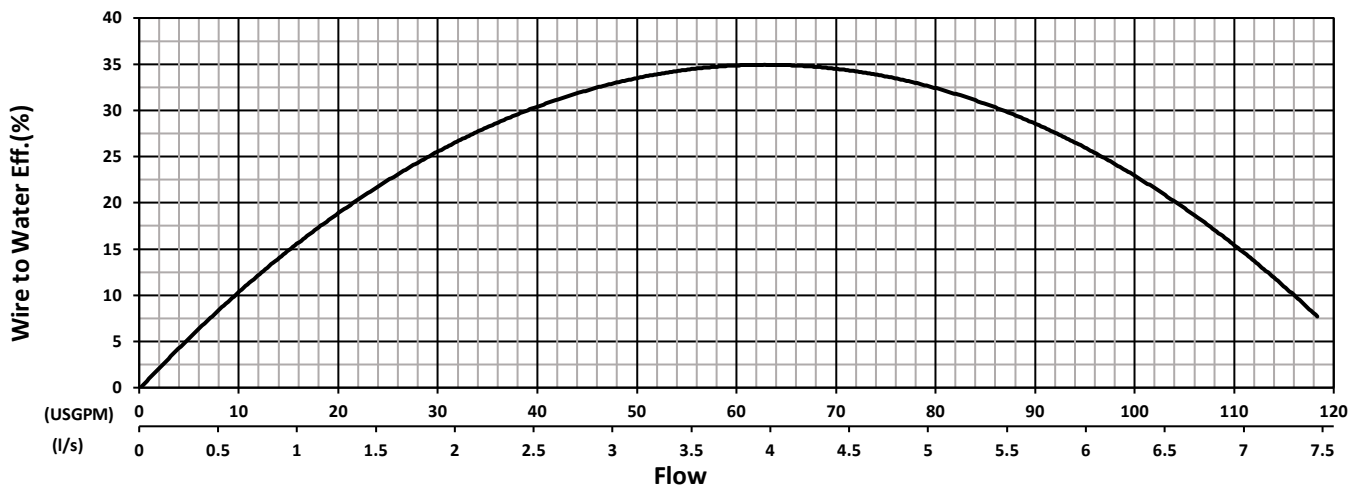
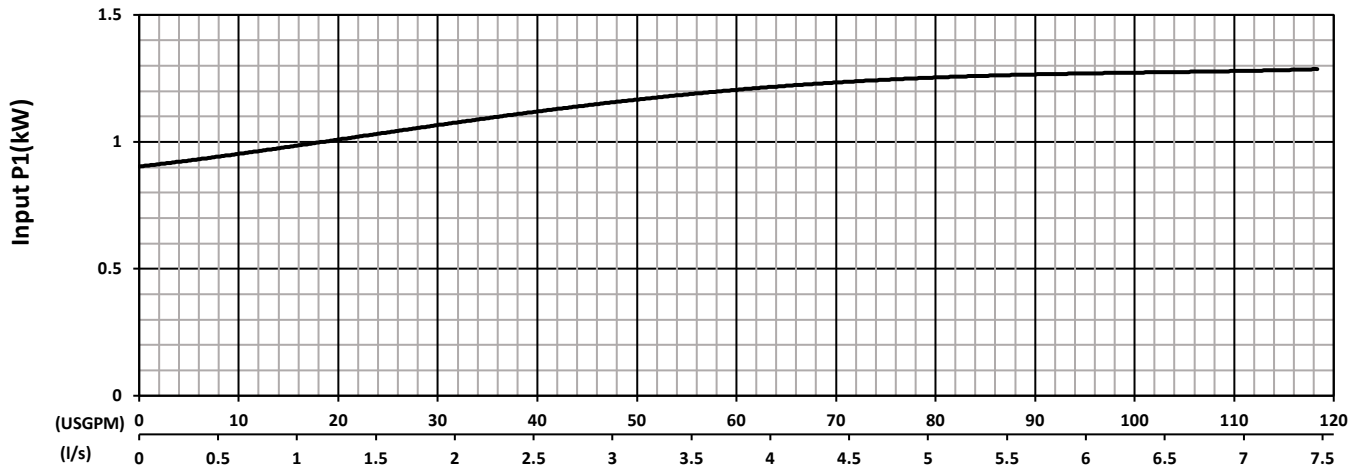
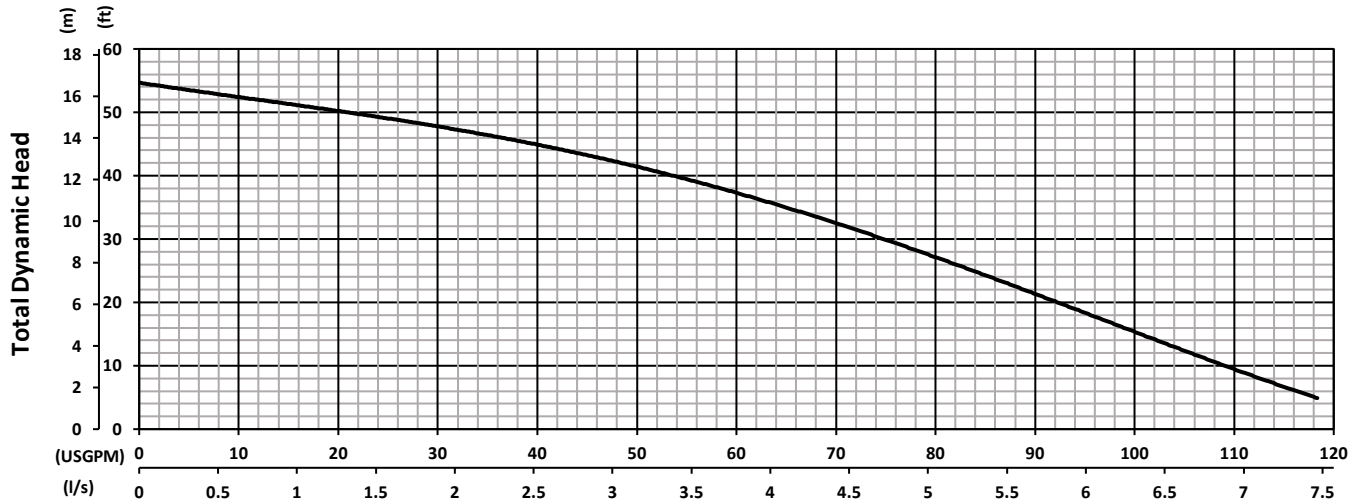
PERFORMANCE CURVE

Avenger Series SC-100 3Ø

Dwg: DS-A11-007

Rev: 3

Date: 12/4/2017



Test Standard : HI 11.6 Gr 3B
Tested with water at 20°C

Pump Performance Test - Dual Units

Frequency 60 Hz
Pump Speed 3450 RPM
Impeller Ø108mm

Specifications subject to change without notice