

MOTOR SPECIFICATIONS

Motor Design	NEMA design B, squirrel cage induction
Motor Type	Enclosed submersible
Insulation Class	Class B
Motor Protection	Bi-metallic Thermal Switch
Bi-Metallic Temp Trip	120° C ± 5° C
Service Factor	1.15
Voltage Tolerance	± 10% from nominal


MOTOR DATA, 60Hz

Model	Phase	Output Power BHP	Volts	Full Load Amps	Locked Rotor Amps	NEMA Code Letter	Power Factor 100% Load	Motor Efficiency 100% Load	Pole/Speed (rpm)
SEW-75	1	0.75	115	11	55	K	0.953	0.654	2/3450
	1	0.75	208	6	30	K	0.970	0.660	2/3450
	1	0.75	230	5.5	27.5	K	0.995	0.671	2/3450
	3	0.75	208	4	20	L	0.890	0.720	2/3450
	3	0.75	230	3.6	18	L	0.883	0.741	2/3450
	3	0.75	460	1.8	9	L	0.855	0.634	2/3450
	3	0.75	575	1.5	7.5	L	0.840	0.620	2/3450

MATERIALS OF CONSTRUCTION

Upper Motor Lid	Nylon 66
Motor Housing	AISI 304 Stainless Steel
Oil Chamber	Cast Iron ASTM A48 Class 30
Volute	Cast Iron ASTM A48 Class 30
External Hardware	AISI 304 Stainless Steel
O-Rings	NBR
Motor Shaft	AISI 410 Stainless Steel
Upper Bearing	Single row Sealed
Lower Bearing(s)	Single row Sealed
Upper Shaft Seal	Carbon/Ceramic
Lower Shaft Seal	SiC/SiC
Impeller	Cast Iron ASTM A48 Class 30

DIMENSIONS, WEIGHT, AND MISC.

Pump weight single phase	33lbs (14kg)
Pump weight three phase	33lbs (14kg)
Maximum submergence	33 feet (10m)
Discharge size, standard	2" NPS female vertical
Maximum temp. of pumped fluid	104°F (40°C)
Free Passage size	2" (50 mm)

CABLE SPECIFICATIONS

MODEL	PHASE/VOLTAGE	POWER CABLE	LENGTH	OUTER JACKET
SEW-75	1Ø 115V	SJTOW 14/3	33' (10m)	PVC
	1Ø 208V	SJTOW 16/3	33' (10m)	PVC
	1Ø 230V	SJTOW 16/3	33' (10m)	PVC
	3Ø 208V	STOW 16/4	33' (10m)	PVC
	3Ø 230V	STOW 16/4	33' (10m)	PVC
	3Ø 460V	STOW 16/4	33' (10m)	PVC
	3Ø 575V	STOW 16/4	33' (10m)	PVC

Power cable suitable for all standard voltages listed in "MOTOR DATA" section.

Document valid only for pump with serial number 1327-001 and up.

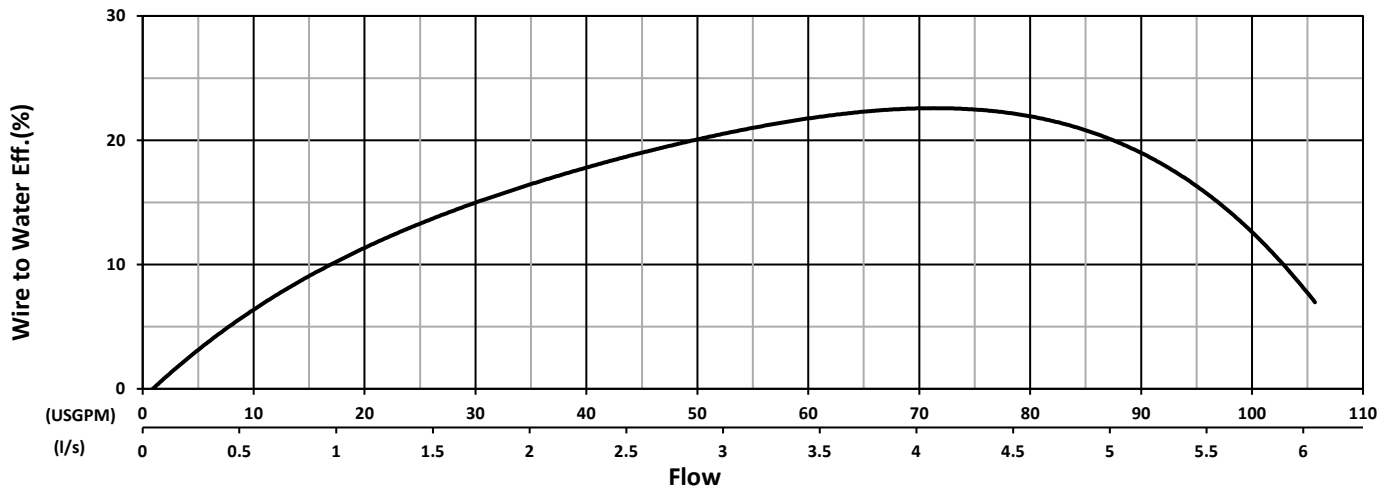
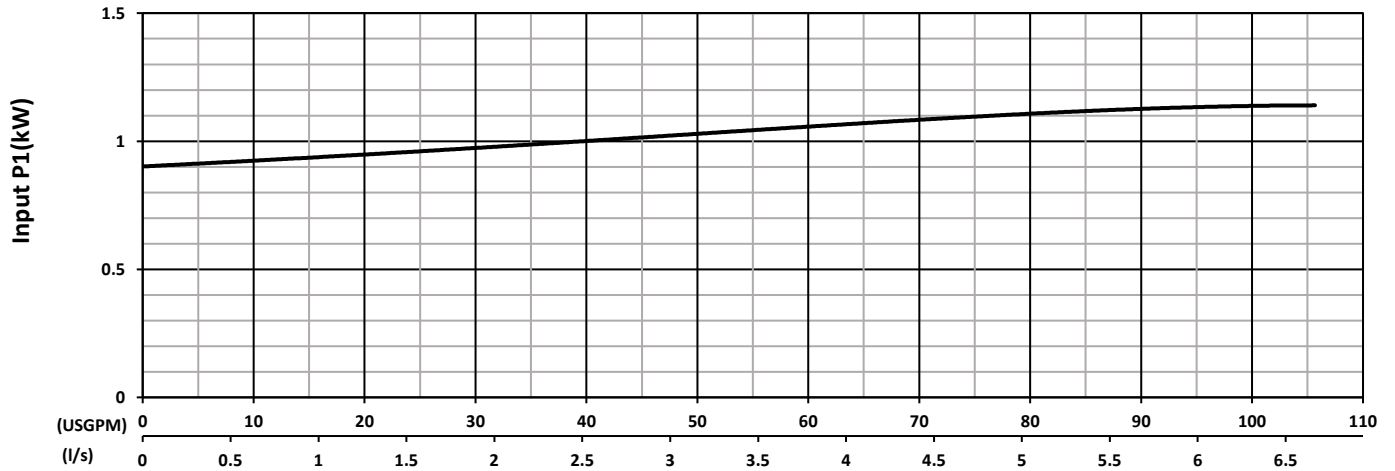
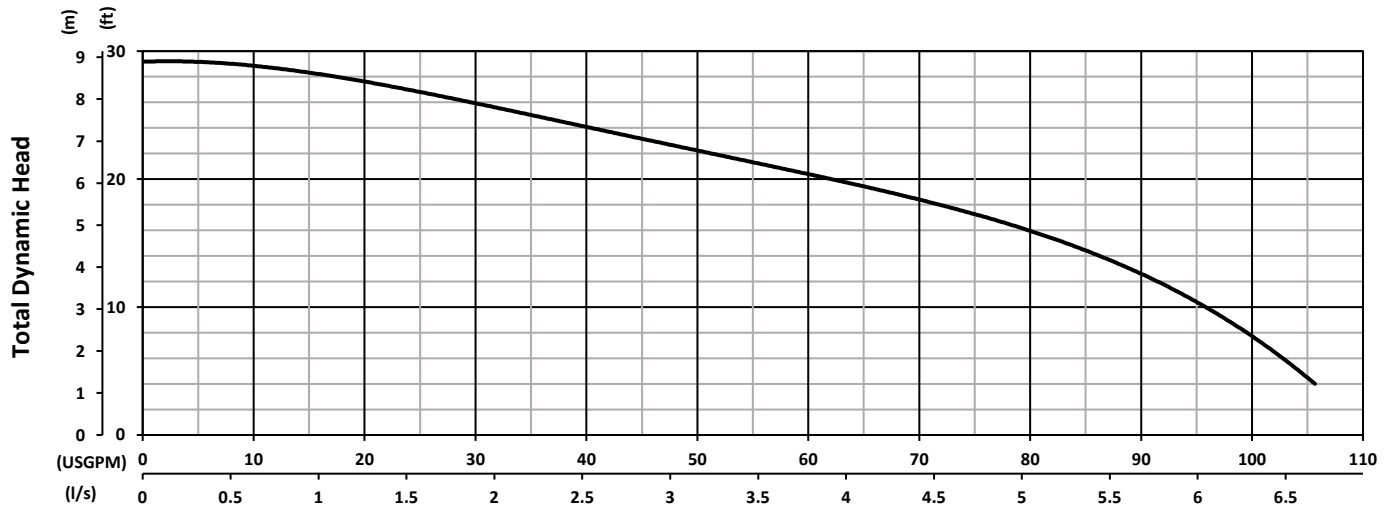
Refer to previous document revision for earlier serial number.

Specifications subject to change without notice

Dwg: DS-A02-009

Rev: 3

Date: 3/28/2018



Test Standard : HI 11.6 Gr 3B
Tested with water at 20°C

Pump Performance Test - Dual Units

Frequency 60 Hz
Pump Speed 3450 RPM
Impeller Ø92mm

Specifications subject to change without notice