

### MOTOR SPECIFICATIONS

<b>Motor Design</b>	NEMA design B, squirrel cage induction, air filled
<b>Motor Type</b>	Enclosed submersible, IP 68
<b>Maximum submergence</b>	65 feet (20m)
<b>Insulation Class</b>	Class F, rated at 155° C
<b>Motor Protection</b>	Bi-metallic Thermal Switch
<b>Bi-Metallic Temp Trip</b>	130° C ± 5° C
<b>Service Factor</b>	1.15
<b>Max. Liquid Temperature</b>	104°F (40°C)
<b>Voltage Tolerance</b>	± 10% from nominal



### MOTOR DATA, 60Hz

Model	Phase	Output Power BHP	Volts	Full Load Amps	Locked Rotor Amps	NEMA Code Letter	Power Factor 100% Load	Motor Efficiency 100% Load	Pole/Speed (rpm)
SL500	1	4.6	230	18	132.7	H	.83	.76	2/3450
			230	12	88.4	J	.83	.76	2/3450
	3	4.6	460	6	44.2	J	.83	.76	2/3450
			575	4.8	35.4	J	.83	.76	2/3450

### MATERIALS OF CONSTRUCTION

<b>Upper Motor Lid</b>	356-T6 Aluminum
<b>Motor Housing</b>	356-T6 Aluminum
<b>Oil Chamber</b>	AISI 304 Stainless Steel
<b>Strainer</b>	AISI 304 Stainless Steel
<b>Volute</b>	ASTM A-48, Class 35B
<b>External Hardware</b>	AISI 304 Stainless Steel
<b>O-Rings</b>	NBR
<b>Motor Shaft</b>	AISI 416 Stainless Steel
<b>Upper Bearing</b>	Deep groove ball bearing, double sealed
<b>Lower Bearing</b>	Double row angular contact ball bearing, double shielded
<b>Shaft Seal</b>	SiC/SiC
<b>Impeller</b>	AISI 316 Stainless Steel

### DIMENSIONS, WEIGHT, AND MISC.

<b>Pump weight (without cable)</b>	77lbs (35kg)
<b>Discharge size, standard</b>	3 inch NPT male vertical
<b>Strainer Opening</b>	18.90mm

### CABLE SPECIFICATIONS

MODEL	PHASE/VOLTAGE	POWER CABLE	LENGTH	OUTER JACKET
SL500	1Ø-230V	Drill Cord SOOW 12/4	50' Standard	CPE, Heavy Duty
	3Ø-230V	Drill Cord SOOW 12/5, 10/5, 12/4	50' Standard	CPE, Heavy Duty
	3Ø-460V	Drill Cord SOOW 12/5, 10/5, 12/4	50' Standard	CPE, Heavy Duty
	3Ø-575V	Drill Cord SOOW 12/5, 10/5, 12/4	50' Standard	CPE, Heavy Duty



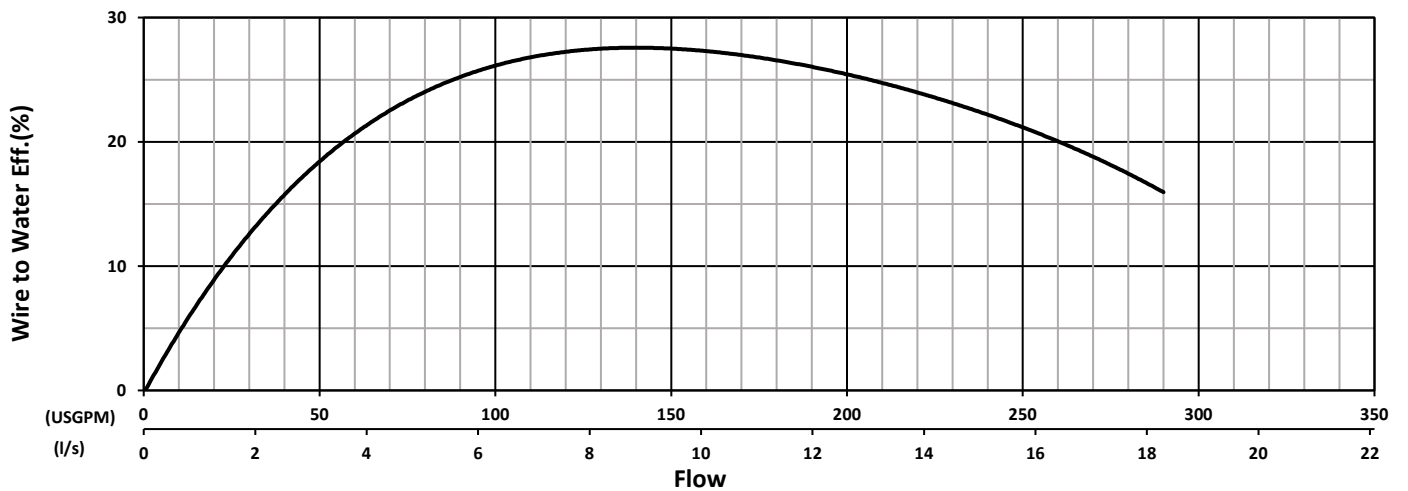
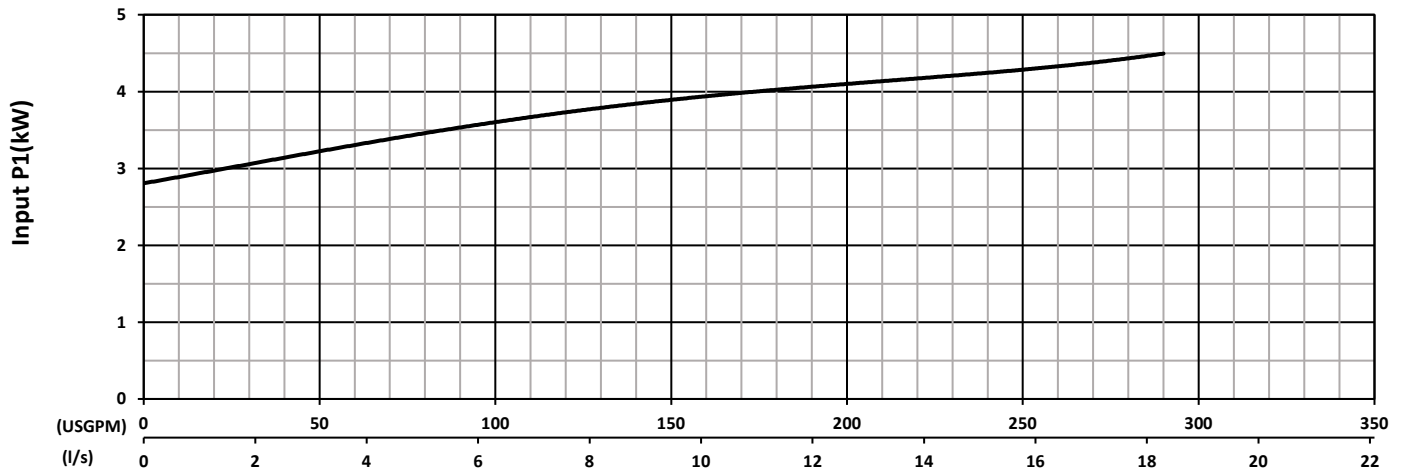
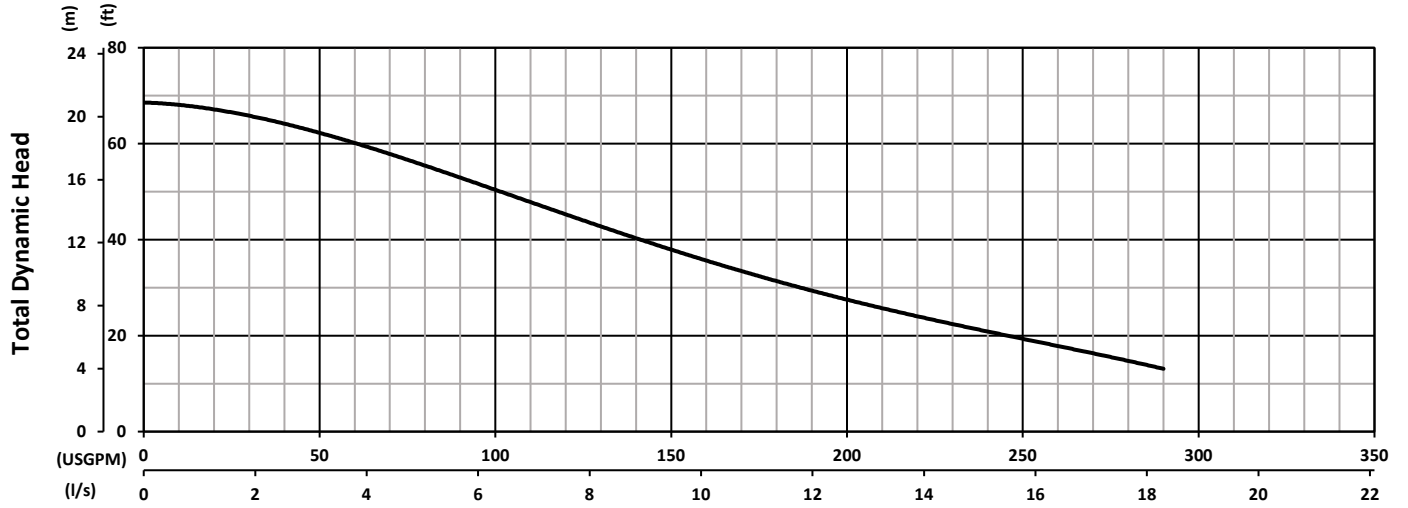
# PERFORMANCE CURVE

# Trash Pumps SL500-2 1Ø

Dwg: DS-A19-030

Rev: 0

Date: 5/17/2017



Test Standard : HI 11.6 Gr 3B  
Tested with water at 20°C

### Pump Performance Test - US Units

Frequency 60 Hz  
Pump Speed 3450 RPM  
Impeller Ø134.7mm

Specifications subject to change without notice