

MOTOR SPECIFICATIONS

Motor Design	Induction
Motor Type	Enclosed submersible
Insulation Class	Class B
Motor Protection	Bi-metallic Thermal Switch
Bi-Metallic Temp Trip	120° C
Service Factor	1.15
Voltage Tolerance	± 10% from nominal


MOTOR DATA, 60Hz

Model	Phase	Output Power BHP	Volts	Full Load Amps	Locked Rotor Amps	NEMA Code Letter	Power Factor 100% Load	Motor Efficiency 100% Load	Pole/Speed (rpm)
SS-200	1	2	208	12.2	61	H	0.765	0.731	2/3450
	1	2	230	11	55	H	0.995	0.602	2/3450
	3	2	208	7.7	38.5	H	0.832	0.712	2/3450
	3	2	230	7	35	H	0.739	0.725	2/3450
	3	2	460	3.5	17.5	H	0.689	0.752	2/3450
	3	2	575	2.5	12.5	G	0.732	0.767	2/3450

MATERIALS OF CONSTRUCTION

Upper Motor Lid	AISI Stainless Steel 316
Motor Housing	AISI Stainless Steel 316
Oil Chamber	AISI Stainless Steel 316
Volute	AISI Stainless Steel 316
External Hardware	AISI 316 Stainless Steel
O-Rings	FKM
Motor Shaft	AISI Stainless Steel 316 (in pumped media)
Upper Bearing	Single row, doubled sealed
Lower Bearing(s)	Single row, doubled sealed
Upper Shaft Seal	CA/CE (carbon/ceramic)
Lower Shaft Seal	SIC/SIC (silicon carbide/silicon carbide)
Impeller	AISI Stainless Steel 316

DIMENSIONS, WEIGHT, AND MISC.

Pump weight single phase	77lbs (35kg)
Pump weight three phase	77lbs (35kg)
Maximum submergence	33 feet (10m)
Discharge size, standard	2 inch NPS or 3 inch NPT female vertical
Maximum temp. of pumped fluid	104°F (40°C)
Free Passage size	1.77" (45mm)

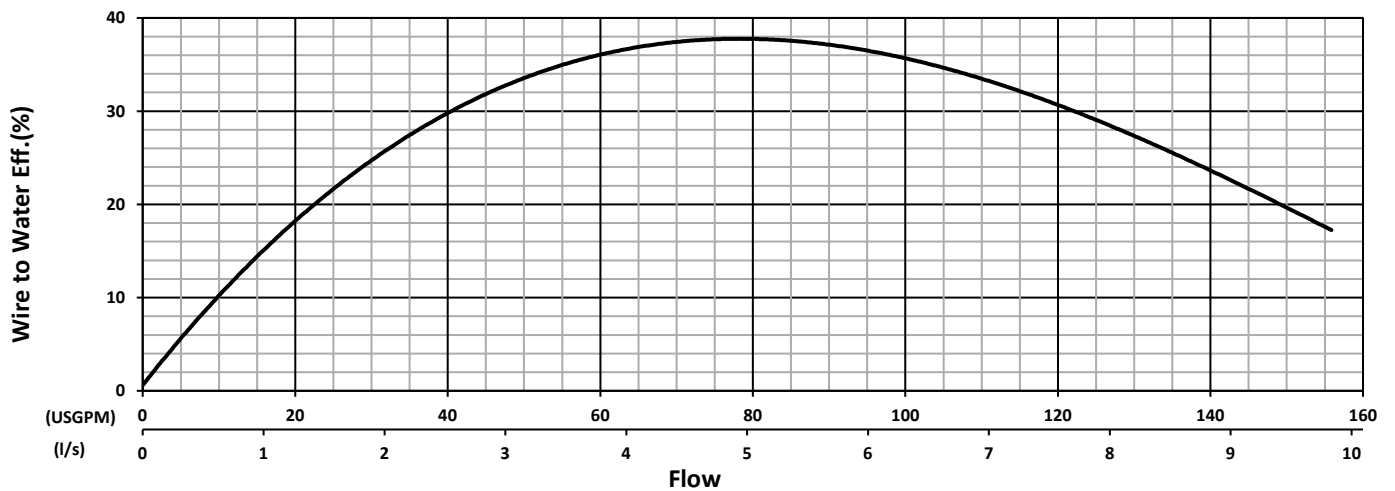
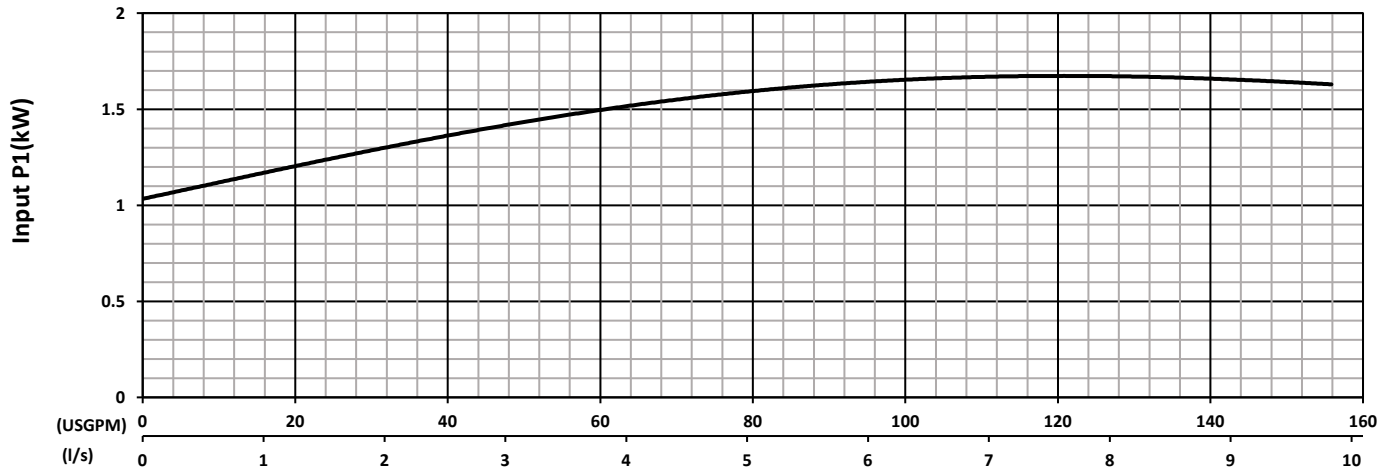
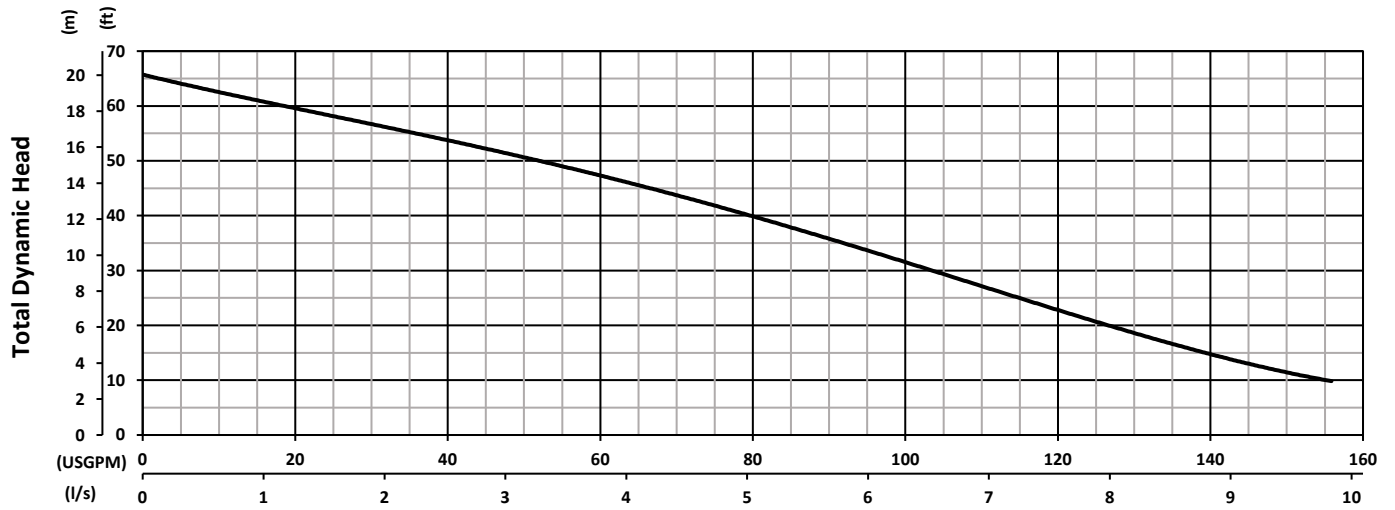
CABLE SPECIFICATIONS 60Hz

MODEL	PHASE/VOLTAGE	POWER CABLE	LENGTH	OUTER JACKET
SS-200	1Ø-208V	SJTOW 14/3	33' (10m)	PVC
	1Ø-230V	SJTOW 14/3	33' (10m)	PVC
	3Ø-208V	STOW 16/4	33' (10m)	PVC
	3Ø-230V	STOW 16/4	33' (10m)	PVC
	3Ø-460V	STOW 16/4	33' (10m)	PVC
	3Ø-575V	STOW 16/4	33' (10m)	PVC

Power cable suitable for all standard voltages listed in "MOTOR DATA" section.

Document valid only for pump with serial number 1327-001 and up.
Refer to previous document revision for earlier serial number.

Specifications subject to change without notice



Test Standard : HI 11.6 Gr 3B
Tested with water at 20°C

Pump Performance Test - Dual Units

Frequency 60 Hz
Pump Speed 3450 RPM
Impeller Ø103.6mm

Specifications subject to change without notice