

MOTOR SPECIFICATIONS

Motor Design	Induction
Motor Type	Enclosed submersible
Insulation Class	Class B
Motor Protection	Bi-metallic Thermal Switch
Bi-Metallic Temp Trip	120° C ± 5° C
Service Factor	1.15
Voltage Tolerance	± 10% from nominal


MOTOR DATA, 60Hz

Model	Phase	Output Power BHP	Volts	Full Load Amps	Locked Rotor Amps	NEMA Code Letter	Power Factor 100% Load	Motor Efficiency 100% Load	Pole/Speed (rpm)
SV-500	3	5.0	208	16.6	83	G	0.872	0.792	2/3450
	3	5.0	230	15	75	G	0.859	0.801	2/3450
	3	5.0	460	7.5	37.5	G	0.859	0.795	2/3450
	3	5.0	575	6	30	G	0.859	0.804	2/3450

MATERIALS OF CONSTRUCTION

Upper Motor Lid	FC-20 Cast Iron
Motor Housing	AISI 304 Stainless Steel
Oil Chamber	FC-20 Cast Iron
Volute	FC-20 Cast Iron
External Hardware	AISI 304 Stainless Steel
O-Rings	Nitrile (Buna N)
Motor Shaft	Stainless Steel (410)
Upper Bearing	Single row, doubled sealed
Lower Bearing(s)	Single row, doubled sealed
Upper Shaft Seal	CA/CE (carbon/ceramic)
Lower Shaft Seal	SIC/SIC (silicon carbide/silicon carbide)
Impeller	FC-20 Cast Iron

DIMENSIONS, WEIGHT, AND MISC.

Pump weight	123lbs (56kg)
Maximum submergence	33 feet (10m)
Discharge size, standard	3 inch or 4 inch NPT female vertical
Maximum temp. of pumped fluid	104°F (40°C)
Free Passage	1.78" (45mm)

CABLE SPECIFICATIONS

MODEL	PHASE/VOLTAGE	POWER CABLE	LENGTH	OUTER JACKET
SV-500	3Ø-208V	STOW 14/4	33' (10m)	PVC
	3Ø-230V	STOW 14/4	33' (10m)	PVC
	3Ø-460V	STOW 14/4	33' (10m)	PVC
	3Ø-575V	STOW 14/4	33' (10m)	PVC

Power cable suitable for all standard voltages listed in "MOTOR DATA" section.

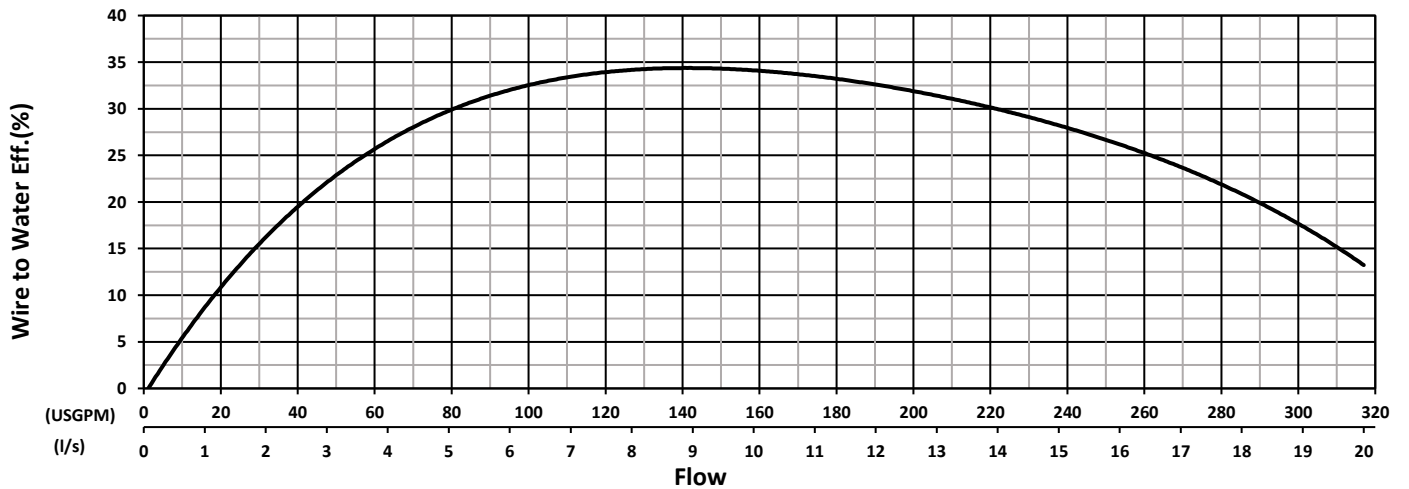
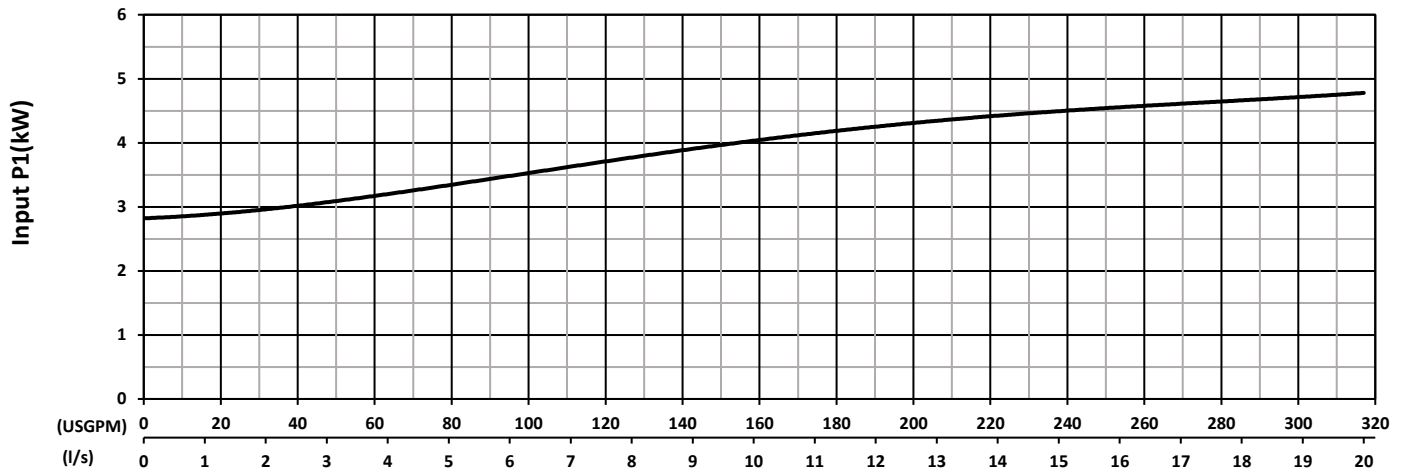
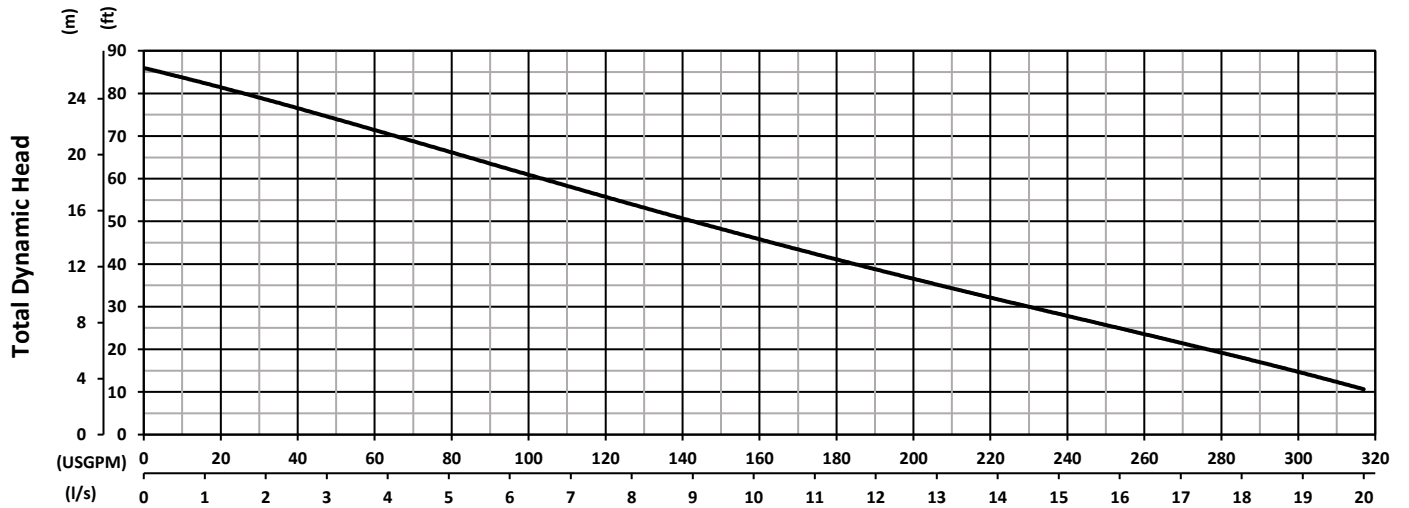
Document valid only for pump with serial number 1327-001 and up.
Refer to previous document revision for earlier serial number.

Specifications subject to change without notice

Dwg: DS-A04-023

Rev: 3

Date: 12/1/2017



Test Standard : HI 11.6 Gr 3B
Tested with water at 20°C

Pump Performance Test - Dual Units

Frequency 60 Hz
Pump Speed 3450 RPM
Impeller Ø124mm

Specifications subject to change without notice