

MOTOR SPECIFICATIONS

Motor Design	Induction
Motor Type	Enclosed submersible
Insulation Class	Class B
Motor Protection	Bi-metallic Thermal Switch
Bi-Metallic Temp Trip	120° C ± 5° C
Service Factor	1.15
Voltage Tolerance	± 10% from nominal


MOTOR DATA, 60Hz

Model	Phase	Output Power BHP	Volts	Full Load Amps	Locked Rotor Amps	NEMA Code Letter	Power Factor 100% Load	Motor Efficiency 100% Load	Pole/Speed (rpm)
SV-100	1	1.0	115	12	60	H	0.978	0.600	2/3450
	1	1.0	208	6.6	33	H	0.999	0.600	2/3450
	1	1.0	230	6	30	H	0.997	0.600	2/3450
	3	1.0	208	4.4	22	J	0.906	0.743	2/3450
	3	1.0	230	4	20	J	0.886	0.747	2/3450
	3	1.0	460	2	10	J	0.875	0.740	2/3450
	3	1.0	575	1.6	8	J	0.895	0.781	2/3450

MATERIALS OF CONSTRUCTION

Upper Motor Lid	FC-20 Cast Iron
Motor Housing	AISI 304 Stainless Steel
Oil Chamber	FC-20 Cast Iron
Volute	FC-20 Cast Iron
External Hardware	AISI 304 Stainless Steel
O-Rings	Nitrile (Buna N)
Motor Shaft	Stainless Steel (410)
Upper Bearing	Single row, doubled sealed
Lower Bearing(s)	Single row, doubled sealed
Upper Shaft Seal	CA/CE (carbon/ceramic)
Lower Shaft Seal	SIC/SIC (silicon carbide/silicon carbide)
Impeller	FC-20 Cast Iron

DIMENSIONS, WEIGHT, AND MISC.

Pump weight single phase	40lbs (18.1kg)
Pump weight three phase	40lbs (18.1kg)
Maximum submergence	33 feet (10m)
Discharge size, standard	2-inch NPS female vertical
Maximum temp. of pumped fluid	104°F (40°C)
Free Passage	1.38" (35mm)

CABLE SPECIFICATIONS

MODEL	PHASE/VOLTAGE	POWER CABLE	LENGTH	OUTER JACKET
SV-100	1Ø-115V	SJTOW 14/3	33' (10m)	PVC
	1Ø-208V	SJTOW 16/3	33' (10m)	PVC
	1Ø-230V	SJTOW 16/3	33' (10m)	PVC
	3Ø-208V	STOW 16/4	33' (10m)	PVC
	3Ø-230V	STOW 16/4	33' (10m)	PVC
	3Ø-460V	STOW 16/4	33' (10m)	PVC
	3Ø-575V	STOW 16/4	33' (10m)	PVC

Power cable suitable for all standard voltages listed in "MOTOR DATA" section.

Document valid only for pump with serial number 1327-001 and up.
Refer to previous document revision for earlier serial number.

Specifications subject to change without notice

MOTOR SPECIFICATIONS

Motor Design	Induction
Motor Type	Enclosed submersible
Insulation Class	Class B
Motor Protection	Bi-metallic Thermal Switch
Bi-Metallic Temp Trip	120° C ± 5° C
Service Factor	1.15
Voltage Tolerance	± 10% from nominal


MOTOR DATA, 60Hz

Model	Phase	Output Power BHP	Volts	Full Load Amps	Locked Rotor Amps	NEMA Code Letter	Power Factor 100% Load	Motor Efficiency 100% Load	Pole/Speed (rpm)
SE-100	1	1	115	12	60	H	0.981	0.600	2/3450
	1	1	208	6.6	33	H	0.999	0.600	2/3450
	1	1	230	6	30	H	0.997	0.600	2/3450
	3	1	208	4.4	22	J	0.905	0.741	2/3450
	3	1	230	4	20	J	0.887	0.747	2/3450
	3	1	460	2	10	J	0.875	0.743	2/3450
	3	1	575	1.6	8	J	0.890	0.781	2/3450

MATERIALS OF CONSTRUCTION

Upper Motor Lid	Nylon 66
Motor Housing	AISI 304 Stainless Steel
Oil Chamber	FC-20 Cast Iron
Volute	FC-20 Cast Iron
External Hardware	AISI 304 Stainless Steel
O-Rings	Nitrile (Buna N)
Motor Shaft	Stainless Steel (410)
Upper Bearing	Single row Sealed
Lower Bearing(s)	Single row Sealed
Upper Shaft Seal	CA/CE (carbon/ceramic)
Lower Shaft Seal	SIC/SIC (silicon carbide/silicon carbide)
Impeller	FC-20 Cast Iron

DIMENSIONS, WEIGHT, AND MISC.

Pump weight single phase	40lbs (18kg)
Pump weight three phase	40lbs (18kg)
Maximum submergence	30 feet (9m)
Discharge size, standard	2-inch NPS female vertical
Maximum temp. of pumped fluid	104°F (40°C)
Free Passage size	1.38" (35mm)

CABLE SPECIFICATIONS

MODEL	PHASE/VOLTAGE	POWER CABLE	LENGTH	OUTER JACKET
SE-100	1Ø-115V	SJTOW 14/3	33 feet (10m)	NBR
	1Ø-208V	SJTOW 16/3	33 feet (10m)	NBR
	1Ø-230V	SJTOW 16/3	33 feet (10m)	NBR
	3Ø-208V	STOW 16/4	33 feet (10m)	NBR
	3Ø-230V	STOW 16/4	33 feet (10m)	NBR
	3Ø-460V	STOW 16/4	33 feet (10m)	NBR
	3Ø-575V	STOW 16/4	33 feet (10m)	NBR

Power cable suitable for all standard voltages listed in "MOTOR DATA" section.
 Document valid only for pump with serial number 1327-001 and up.
 Refer to previous document revision for earlier serial number.

Specifications subject to change without notice



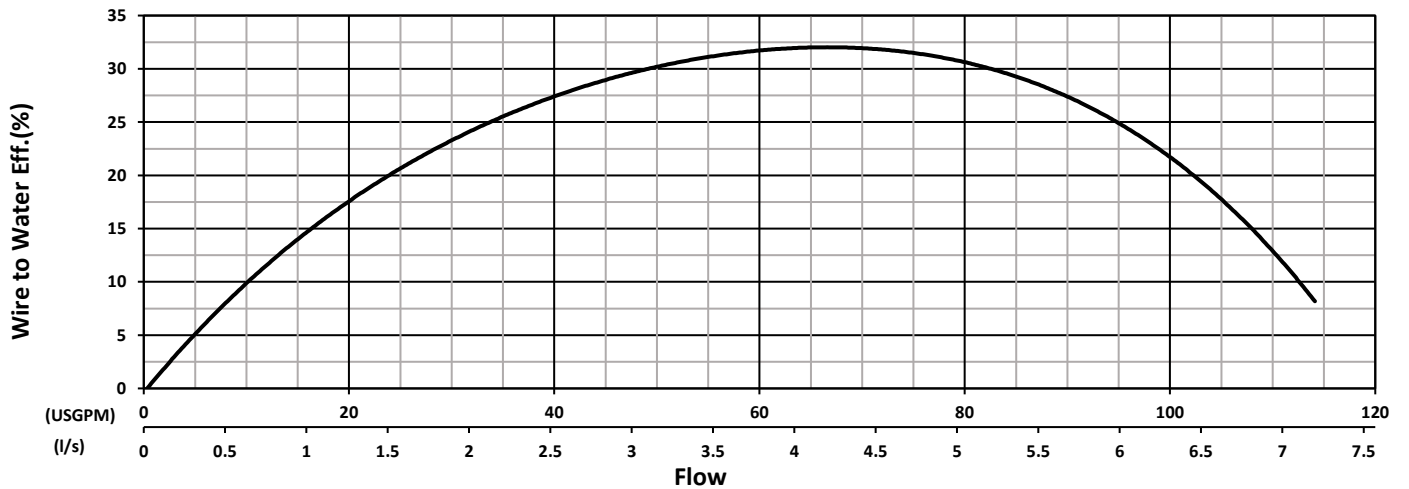
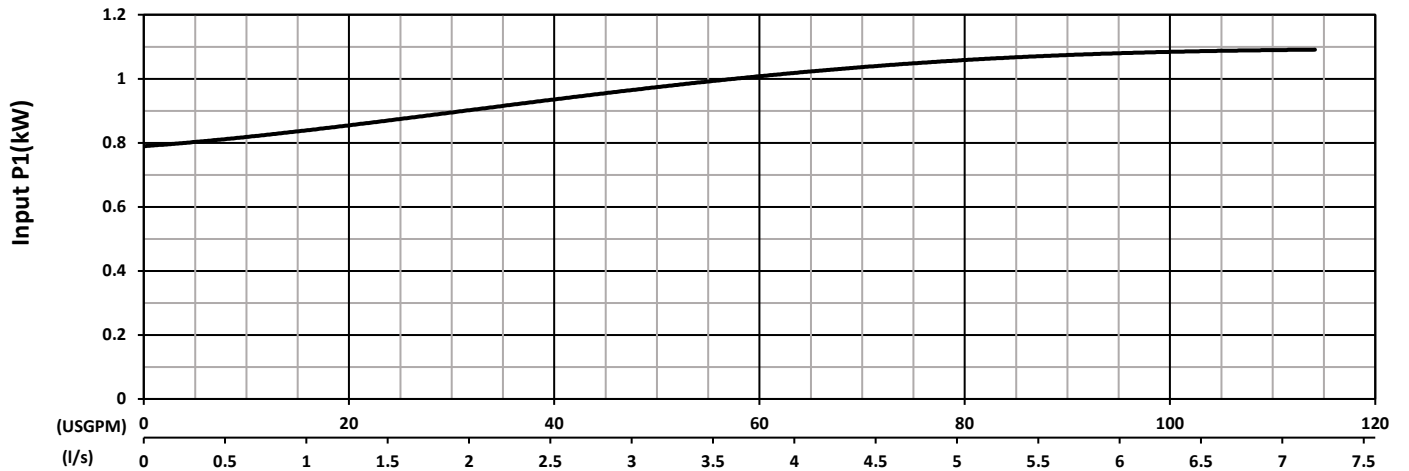
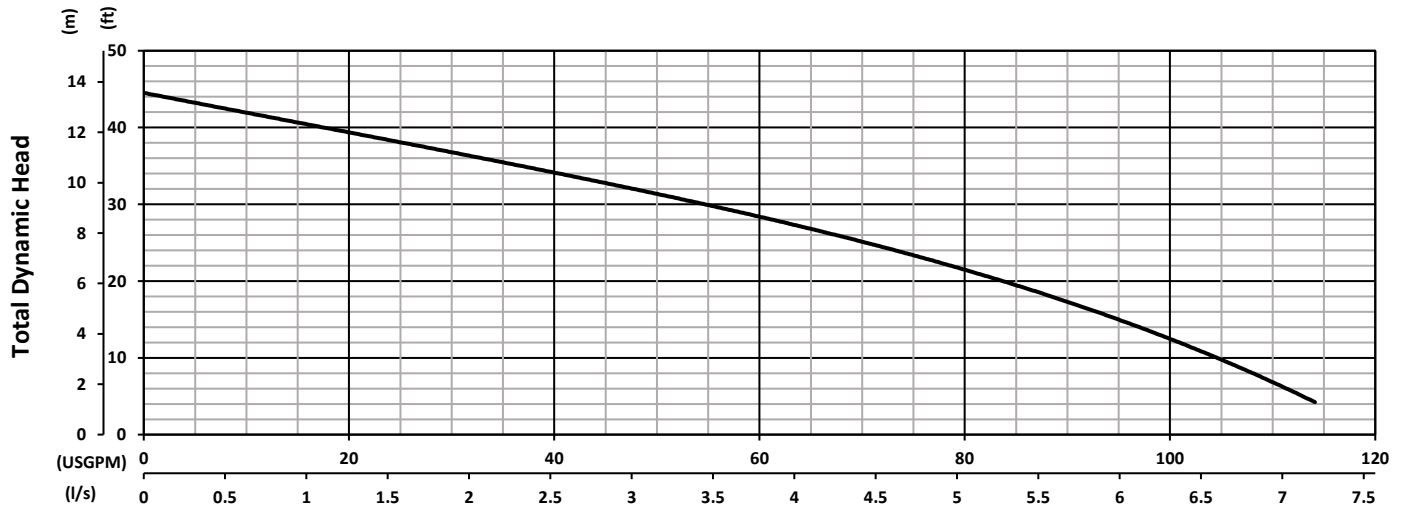
PERFORMANCE CURVE

Avenger Series SV-100 1Ø

Dwg: DS-A04-044

Rev: --

Date: 12/1/2017



Test Standard : HI 11.6 Gr 3B
Tested with water at 20°C

Pump Performance Test - Dual Units

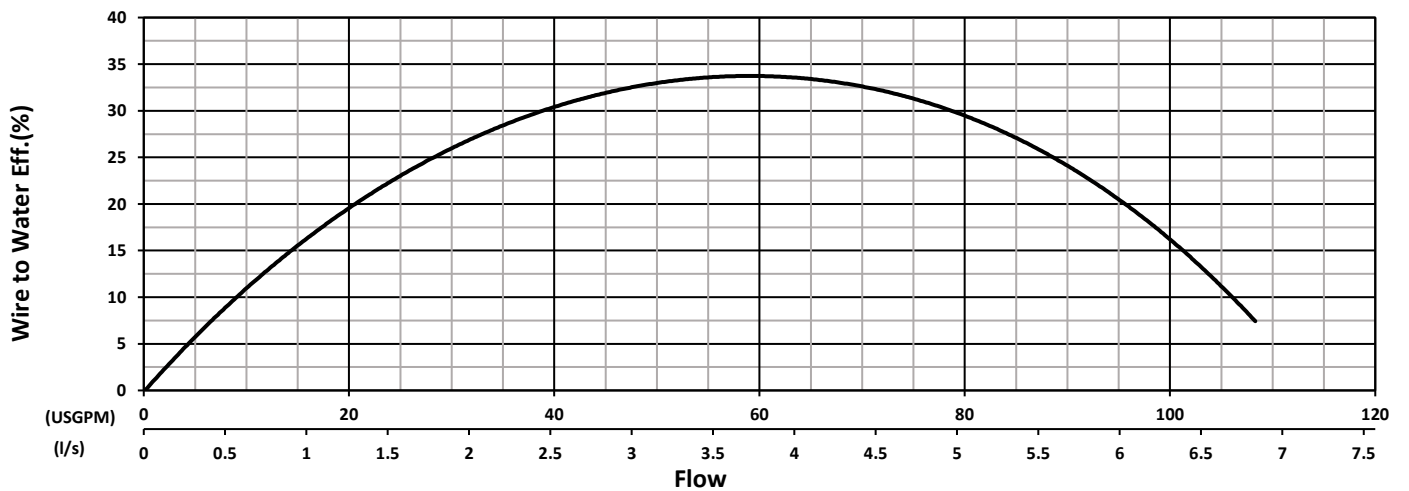
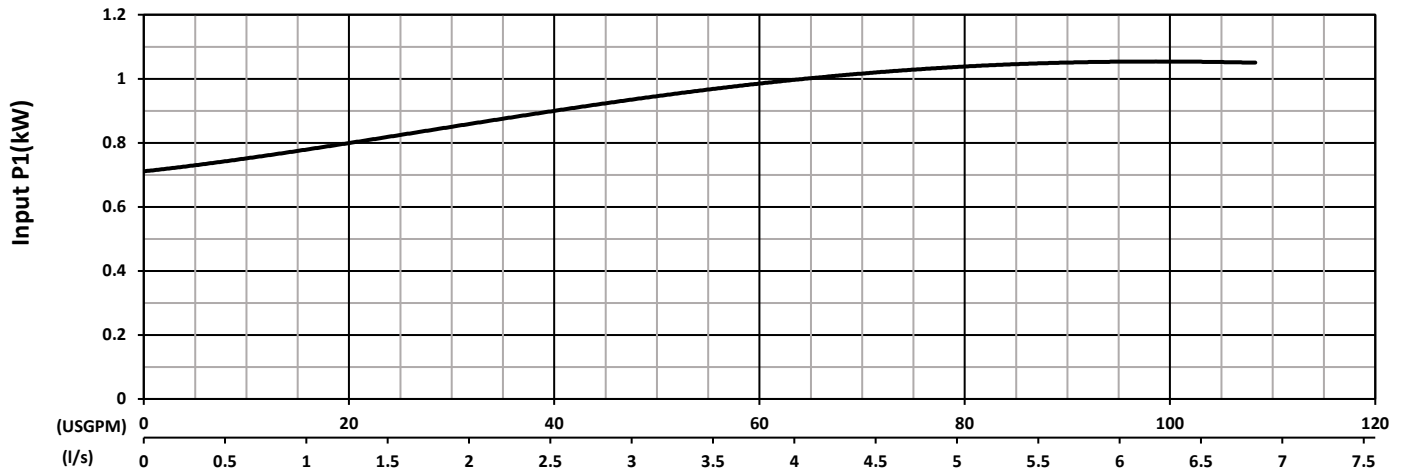
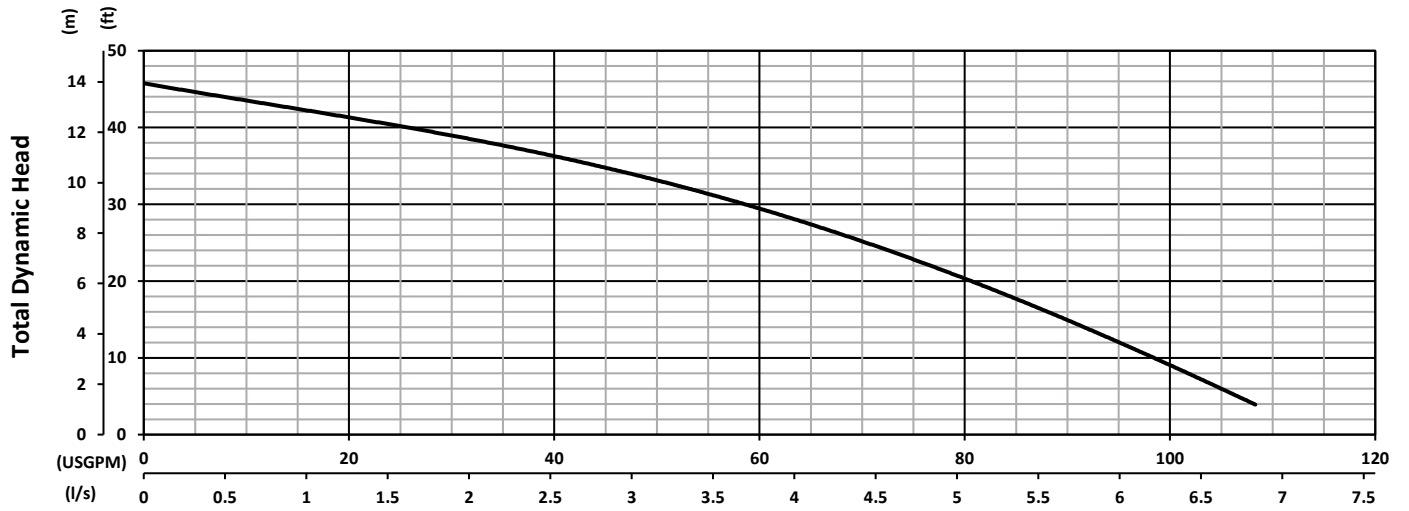
Frequency 60 Hz
Pump Speed 3450 RPM
Impeller Ø90mm

Specifications subject to change without notice

Dwg: DS-A04-020

Rev: --

Date: 12/1/2017



Test Standard : HI 11.6 Gr 3B
Tested with water at 20°C

Pump Performance Test - Dual Units

Frequency 60 Hz
Pump Speed 3450 RPM
Impeller Ø90mm

Specifications subject to change without notice