

## MOTOR SPECIFICATIONS

Motor Design	Induction
Motor Type	Enclosed submersible
Insulation Class	Class F
Motor Protection	Bi-metallic Thermal Switch
Bi-Metallic Temp Trip	120° C ± 5° C
Service Factor	1.15
Voltage Tolerance	± 10% from nominal



## MOTOR DATA, 60Hz

Model	Phase	Output Power BHP	Volts	Full Load Amps	Locked Rotor Amps	NEMA Code Letter	Power Factor 100% Load	Motor Efficiency 100% Load	Pole/Speed (rpm)
WCP-400 HV	3	4	230	12.2	61	G	0.78	0.82	2/3450
	3	4	460	6.3	31.5	G	0.76	0.83	2/3450
	3	4	575	5.1	25.5	H	0.77	0.81	2/3450

## MATERIALS OF CONSTRUCTION

Upper Motor Lid	Cast iron
Motor Housing	AISI 304 Stainless Steel
Oil Chamber	Cast iron
Volute	Cast iron
External Hardware	AISI 304 Stainless Steel
O-Rings	NBR
Motor Shaft	AISI Stainless Steel 410 (in pumped media)
Upper Bearing	C3 Shielded ball bearings
Lower Bearing(s)	C3 Shielded ball bearings
Upper Shaft Seal	CA/CE (carbon/ceramic)
Lower Shaft Seal	SIC/SIC (silicon carbide/silicon carbide)
Impeller	HI-Cr

## DIMENSIONS, WEIGHT, AND MISC.

Pump weight three phase	84lbs (38kg)
Maximum submergence	66 feet (20m)
Discharge size, standard	3-inch NPT male vertical
Maximum temp. of pumped fluid	104°F (40°C)
Free Passage size	0.3" (7mm)

## CABLE SPECIFICATIONS

MODEL	PHASE/VOLTAGE	POWER CABLE	LENGTH	OUTER JACKET
TANK SLIM 330	3Ø-230V	12/5	49 feet (15m)	PVC
	3Ø-460V	12/5	49 feet (15m)	PVC
	3Ø-575V	12/5	49 feet (15m)	PVC

Power cable suitable for all standard voltages listed in "MOTOR DATA" section.



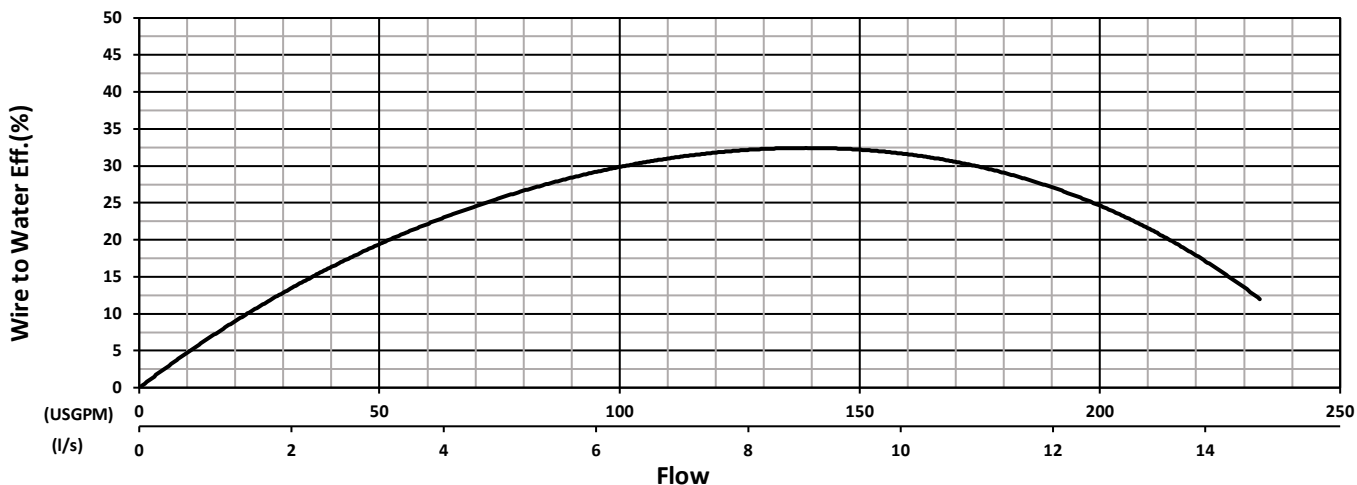
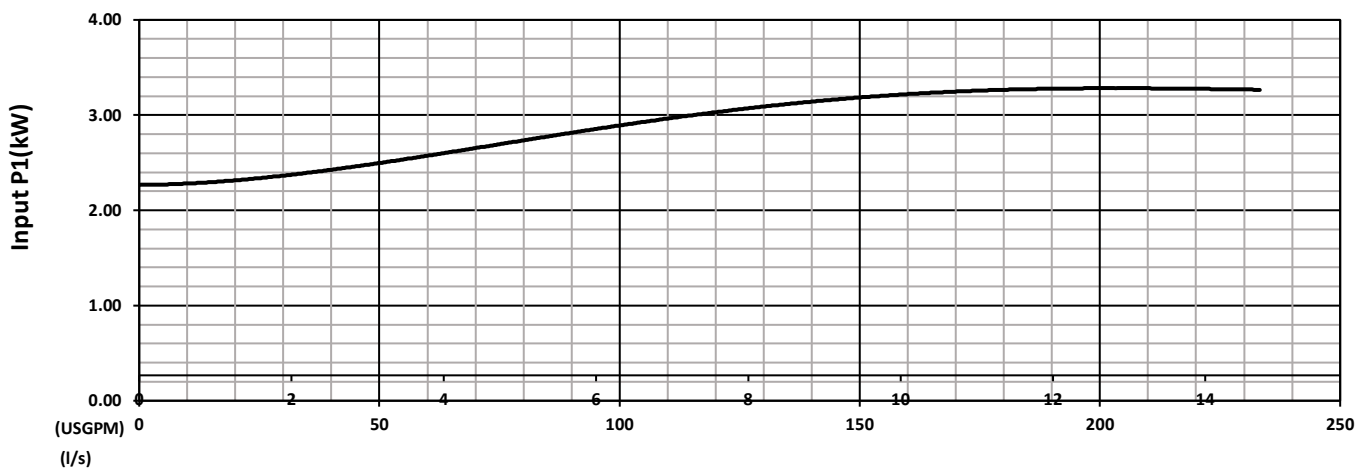
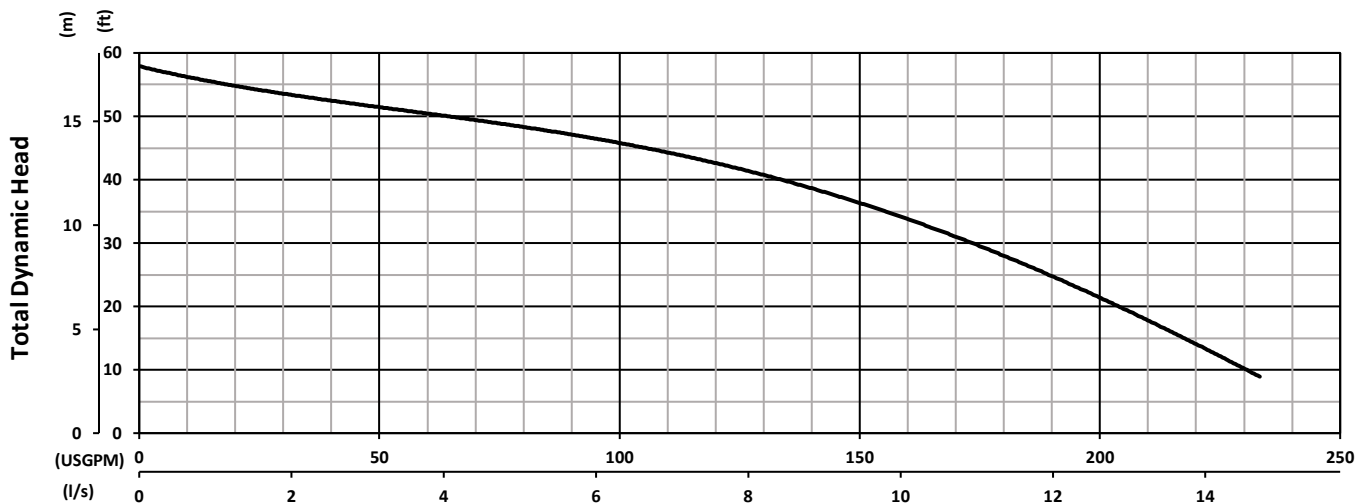
# PERFORMANCE CURVE

# WCP-400 HV

Dwg: DS-A28-011

Rev: 1

Date: 1/9/2019



Test Standard : HI 11.6 Gr 3B  
 Tested with water at 20°C

### Pump Performance Test - Dual Units

Frequency 60 Hz  
 Pump Speed 3450 RPM  
 Impeller Ø113mm

Specifications subject to change without notice