

MOTOR SPECIFICATIONS

Motor Design	Induction
Motor Type	Enclosed submersible
Insulation Class	Class B
Motor Protection	Bi-metallic Thermal Switch
Bi-Metallic Temp Trip	120° C ± 5° C
Service Factor	1.15
Voltage Tolerance	± 10% from nominal



MOTOR DATA, 60Hz

Model	Phase	Output Power BHP	Volts	Full Load Amps	Locked Rotor Amps	NEMA Code Letter	Power Factor 100% Load	Motor Efficiency 100% Load	Pole/Speed (rpm)
SV-50	1	0.5	115	8	40	L	0.970	0.600	2/3450
	1	0.5	208	4.4	22	L	0.966	0.600	2/3450
	1	0.5	230	4	20	L	0.982	0.600	2/3450
	3	0.5	208	3.1	15.5	M	0.904	0.658	2/3450
	3	0.5	230	2.8	14	M	0.894	0.638	2/3450
	3	0.5	460	1.4	7	M	0.896	0.600	2/3450
	3	0.5	575	1.2	6	N	0.900	0.688	2/3450

MATERIALS OF CONSTRUCTION

Upper Motor Lid	Nylon 66
Motor Housing	AISI 304 Stainless Steel
Oil Chamber	FC-20 Cast Iron
Volute	FC-20 Cast Iron
External Hardware	AISI 304 Stainless Steel
O-Rings	Nitrile (Buna N)
Motor Shaft	Stainless Steel (410)
Upper Bearing	Single row, doubled sealed
Lower Bearing(s)	Single row, doubled sealed
Upper Shaft Seal	CA/CE (carbon/ceramic)
Lower Shaft Seal	SIC/SIC (silicon carbide/silicon carbide)
Impeller	FC-20 Cast Iron

DIMENSIONS, WEIGHT, AND MISC.

Pump weight single phase	29lbs (13kg)
Pump weight three phase	29lbs (13kg)
Maximum submergence	30 feet (9m)
Discharge size, standard	2 inch NPS female vertical
Maximum temp. of pumped fluid	104°F (40°C)
Free Passage	1.38" (35mm)

CABLE SPECIFICATIONS

MODEL	PHASE/VOLTAGE	POWER CABLE	LENGTH	OUTER JACKET
SV-50	1Ø-115V	SJTOW 16/3	16'(5m)	PVC
	1Ø-208V	SJTOW 16/3	16'(5m)	PVC
	1Ø-230V	SJTOW 16/3	16'(5m)	PVC
	3Ø-208V	STOW 16/4	16'(5m)	PVC
	3Ø-230V	STOW 16/4	16'(5m)	PVC
	3Ø-460V	STOW 16/4	16'(5m)	PVC
	3Ø-575V	STOW 16/4	16'(5m)	PVC

Power cable suitable for all standard voltages listed in "MOTOR DATA" section.

Document valid only for pump with serial number 1327-001 and up.
Refer to previous document revision for earlier serial number.

Specifications subject to change without notice

MOTOR SPECIFICATIONS

Motor Design	Induction
Motor Type	Enclosed submersible
Insulation Class	Class B
Motor Protection	Bi-metallic Thermal Switch
Bi-Metallic Temp Trip	120° C ± 5° C
Service Factor	1.15
Voltage Tolerance	± 10% from nominal


MOTOR DATA, 60Hz

Model	Phase	Output Power BHP	Volts	Full Load Amps	Locked Rotor Amps	NEMA Code Letter	Power Factor 100% Load	Motor Efficiency 100% Load	Pole/Speed (rpm)
SE-50/ SE-50A	1	0.5	115	8	40	L	0.969	0.600	2/3450
	1	0.5	208	4.4	22	L	0.967	0.600	2/3450
	1	0.5	230	4	20	L	0.983	0.600	2/3450
	3	0.5	208	3.1	15.5	M	0.905	0.662	2/3450
	3	0.5	230	2.8	14	M	0.894	0.639	2/3450
	3	0.5	460	1.4	7	M	0.897	0.606	2/3450
	3	0.5	575	1.2	6	N	0.899	0.689	2/3450

MATERIALS OF CONSTRUCTION

Upper Motor Lid	Nylon 66
Motor Housing	AISI 304 Stainless Steel
Oil Chamber	FC-20 Cast Iron
Volute	FC-20 Cast Iron
External Hardware	AISI 304 Stainless Steel
O-Rings	Nitrile (Buna N)
Motor Shaft	Stainless Steel (410)
Upper Bearing	Single row Sealed
Lower Bearing(s)	Single row Sealed
Upper Shaft Seal	CA/CE (carbon/ceramic)
Lower Shaft Seal	SIC/SIC (silicon carbide/silicon carbide)
Impeller	FC-20 Cast Iron

DIMENSIONS, WEIGHT, AND MISC.

Pump weight single phase	29lbs (13kg)
Pump weight three phase	29bs (13kg)
Maximum submergence	33 feet (10m)
Discharge size, standard	2-inch NPS female vertical
Maximum temp. of pumped fluid	104°F (40°C)
Free Passage size	1.38" (35mm)

CABLE SPECIFICATIONS

MODEL	PHASE/VOLTAGE	POWER CABLE	LENGTH	OUTER JACKET
SE-50/ SE-50A	1Ø-115V	SJTOW 16/3	16'(5m)	PVC
	1Ø-208V	SJTOW 16/3	16'(5m)	PVC
	1Ø-230V	SJTOW 16/3	16'(5m)	PVC
	3Ø-208V	STOW 16/4	16'(5m)	PVC
	3Ø-230V	STOW 16/4	16'(5m)	PVC
	3Ø-460V	STOW 16/4	16'(5m)	PVC
	3Ø-575V	STOW 16/4	16'(5m)	PVC

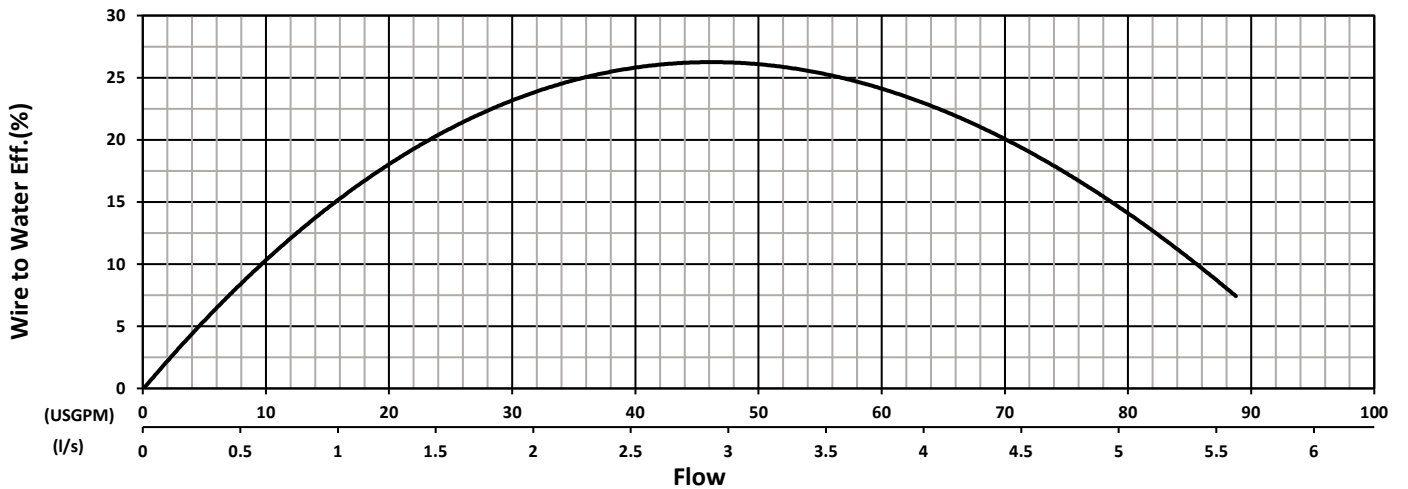
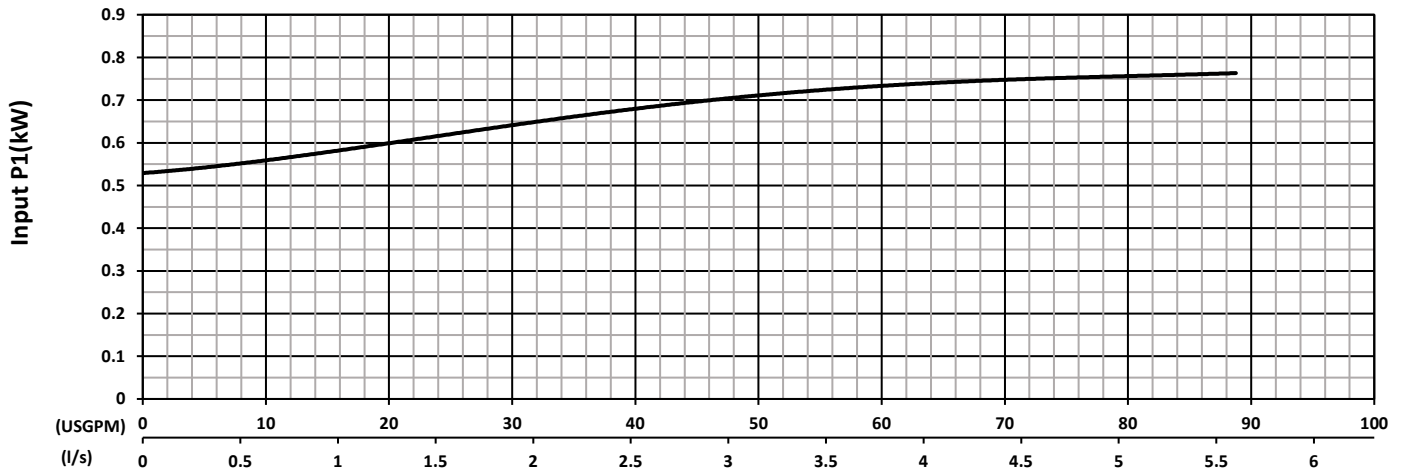
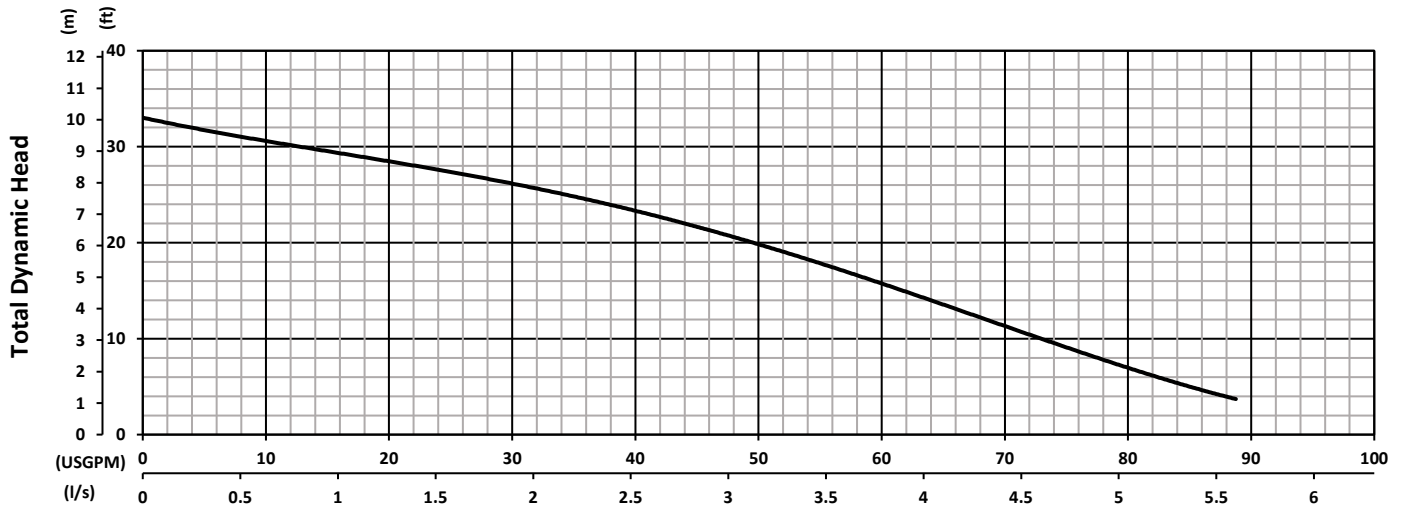
Power cable suitable for all standard voltages listed in "MOTOR DATA" section.
 Document valid only for pump with serial number 1327-001 and up.
 Refer to previous document revision for earlier serial number.

Specifications subject to change without notice

Dwg: DS-A04-007

Rev: 4

Date: 12/1/2017

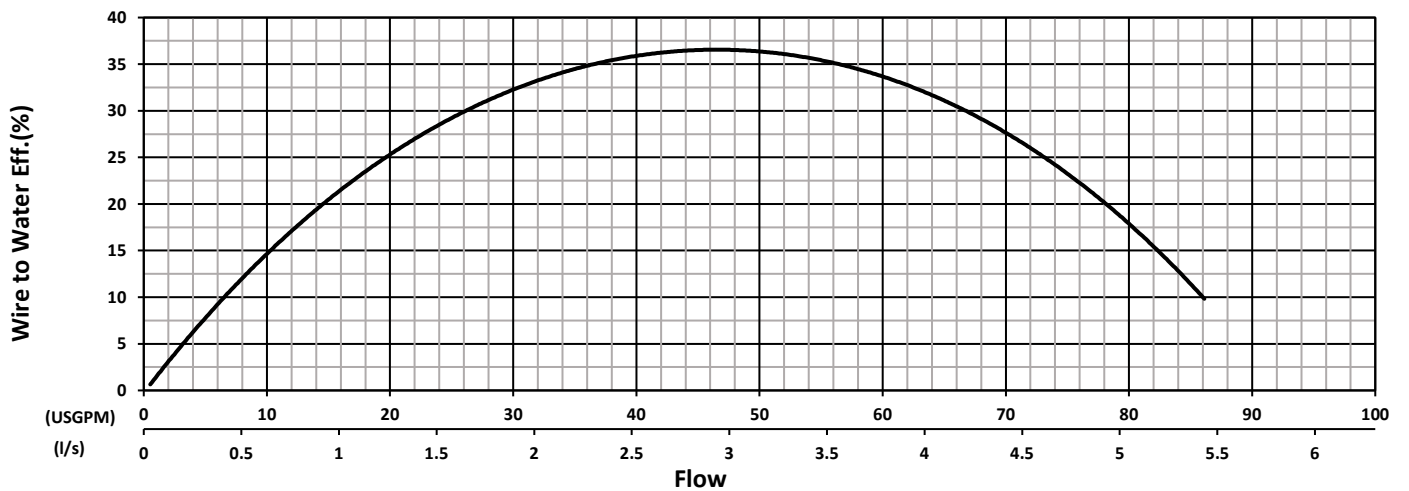
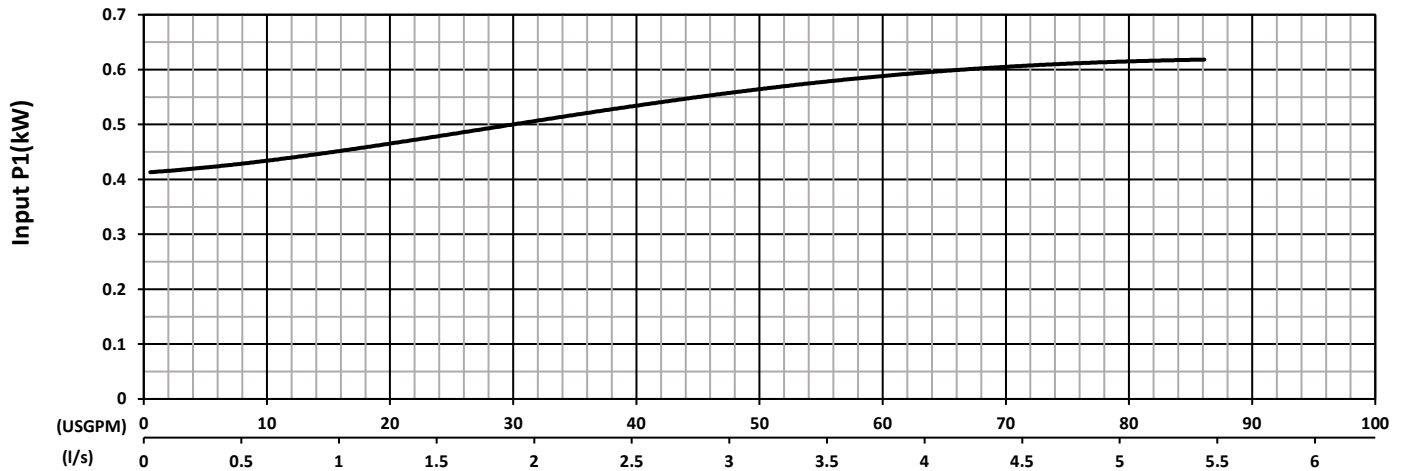
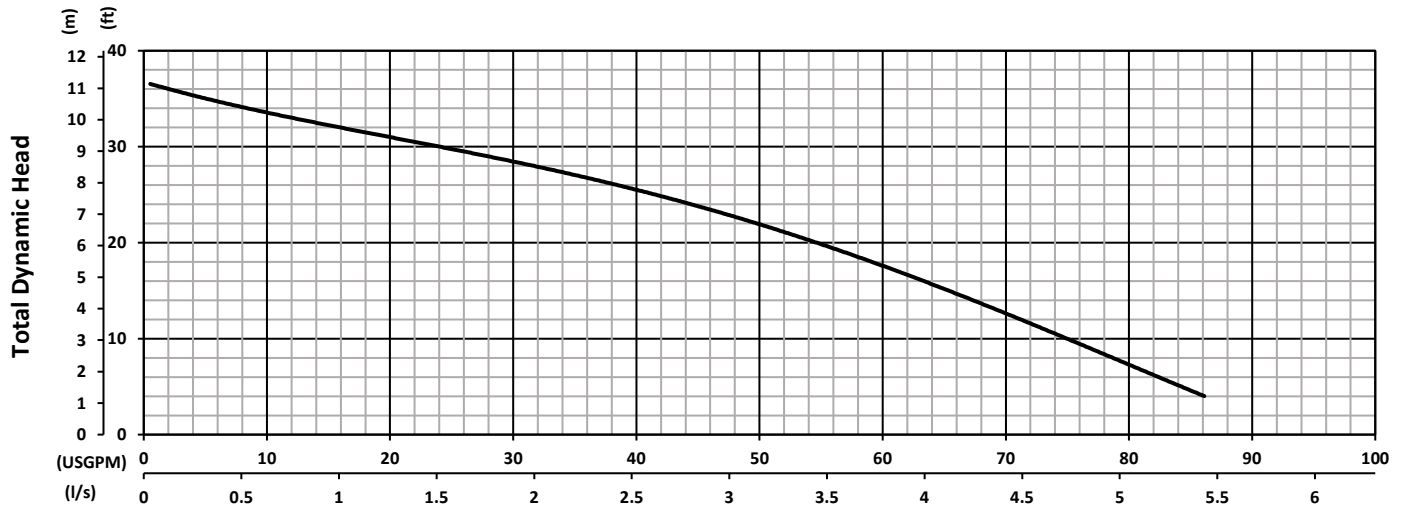


Test Standard : HI 11.6 Gr 3B
Tested with water at 20°C

Pump Performance Test - Dual Units

Frequency 60 Hz
Pump Speed 3450 RPM
Impeller Ø82mm

Specifications subject to change without notice



Test Standard : HI 11.6 Gr 3B
Tested with water at 20°C

Pump Performance Test - Dual Units

Frequency 60 Hz
Pump Speed 3450 RPM
Impeller Ø82mm

Specifications subject to change without notice