

TECHNICAL DATA

PERFECTA® Series MODEL IGF32-Three Phase, 60Hz SUBMERSIBLE PUMP

GENERAL DATA

MAX. FLOW: GPM (L/min)	46 GPM (174 L/min)
MAX. HEAD: ft (m)	27' (8.2 m)
MAX. SUBMERSION DEPTH: ft (m)	33' (10 m) or limited to length of power cord
PUMP TYPE	TOP or SIDE DISCHARGE, CHEMICAL RESISTANT
STRAINER OPENING	0.25" (6.35 mm)
PUMP DOWN WATER LEVEL: in (mm)	3.35" (85 mm), for pump with Float Switch
IMPELLER DIAMETER: in (mm)	3.15" (80 mm)
DISCHARGE CONNECTION	1 ¼" NPT-FEMALE or 1 ½" TAPERED HOSE
PUMP NET WEIGHT: lbs (kg)	17.64 lbs (8.0 kg)
SHIPPING WEIGHT: lbs (kg)	27.00 lbs (12.25 kg) *

CONSTRUCTION/MATERIAL DATA

LIP SEAL - UPPER ¹	FKM or EPDM
LIP SEAL - LOWER ¹	FKM or EPDM
O-RINGS ¹	FKM or EPDM
O-RINGS - MOTOR HOUSING ¹	FKM or EPDM
PUMP TOP COVER	Ultramid B3 WG 7
PUMP HANDLE	PP (Polypropylene)
PUMP CASING	NORYL GTX830 with 30% glass reinforcement
IMPELLER – MULTI VANE	NORYL GTX830
SUCTION COVER PLATE	NORYL GTX830
STRAINER	PPO-PA (Polyphenylene Oxide)
FLOAT	Float Switch Body - Hostalen PPH 7350 FL (polypropylene basis) Float Switch Cord- SJOOW with Neoprene Jacket
ROTOR SHAFT	316 SS
EXTERNAL HARDWARE	316 SS
QTY. OIL IN MOTOR	15 U.S. FL. OZ. (443 C.C.)
BALL BEARING: PERM. LUBE. UPPER	6001
BALL BEARING: PERM. LUBE. LOWER	6002

ELECTRICAL / MOTOR DATA

MOTOR: TYPE, RATING HP	SUBMERSIBLE, 0.4	
MOTOR RPM	3450	
MOTOR INSULATION CLASS	F	
MOTOR SERVICE FACTOR	1.1	
VOLTAGE ²	230, 3 PH, 60Hz	460, 3 PH, 60Hz
CURRENT F.L.A. / Connections	2.1 / Delta	1.3 / Star
MOTOR PROTECTION	Overload Relay, 1.8-2.5 Amp	Overload Relay, 1.1-1.6 Amp
POWER CORD: GAGE; LENGTH	A.W.G.16/4; 22' (6.7m), SJOOW (Neoprene Jacket)	
Float Switch + Overload Control Cable	A.W.G.16/3; 22' (6.7m), SJOOW (Neoprene Jacket)	
MAXIMUM LIQUID TEMPERATURE	135°F (57°C) - Continuous duty 195°F (90°C) - Intermittent use submerge less than 20 minutes	
LEVEL CONTROL FLOAT SWITCH	STANDARD	

1- As per Pump Model, 2- Available in other voltages (and in 50 Hz),

* Pump Shipping Weight with Panel Box

©2020 Industrial Flow Solutions Operating, LLC. All rights reserved.

104 John W Murphy Drive
 New Haven, CT 0613, USA
 Tel: (860) 631-3618 - Fax: (860) 399-7784



PERFORMANCE CURVE

Perfecta 0.3kW(0.4 HP)

Dwg:

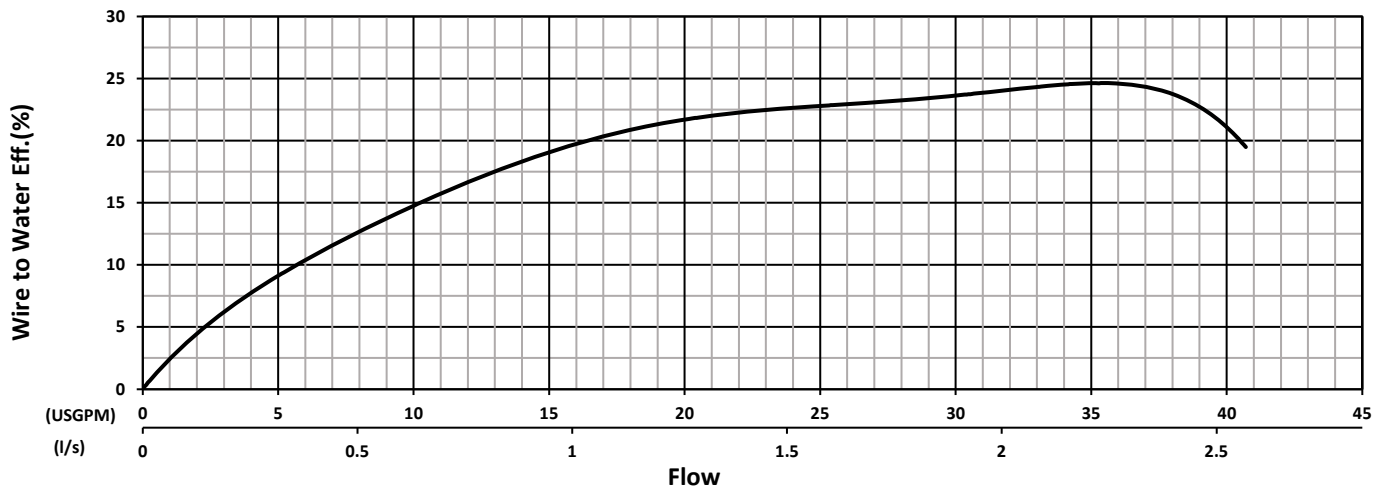
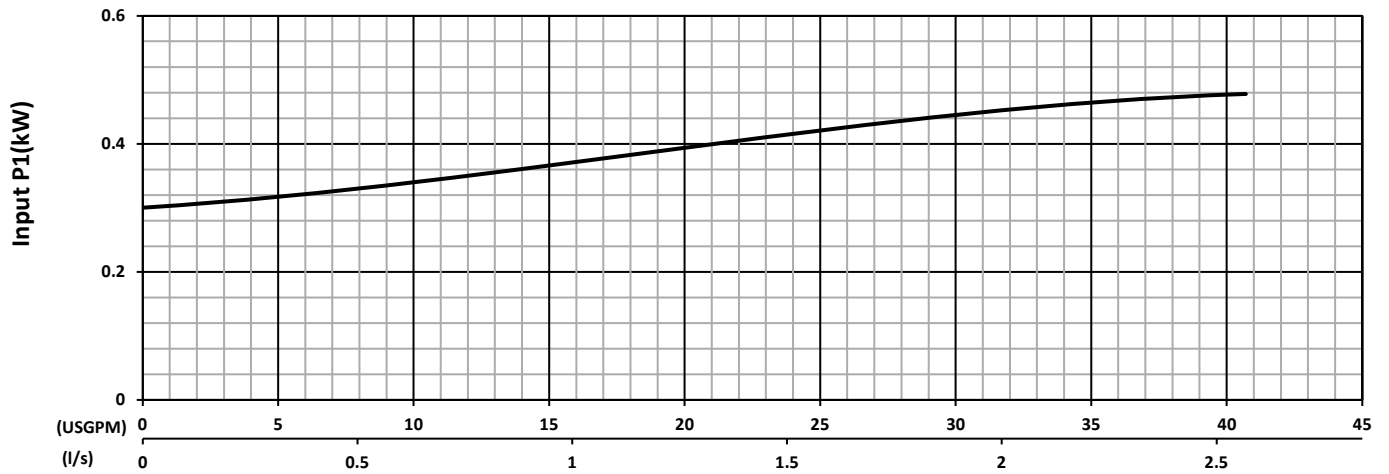
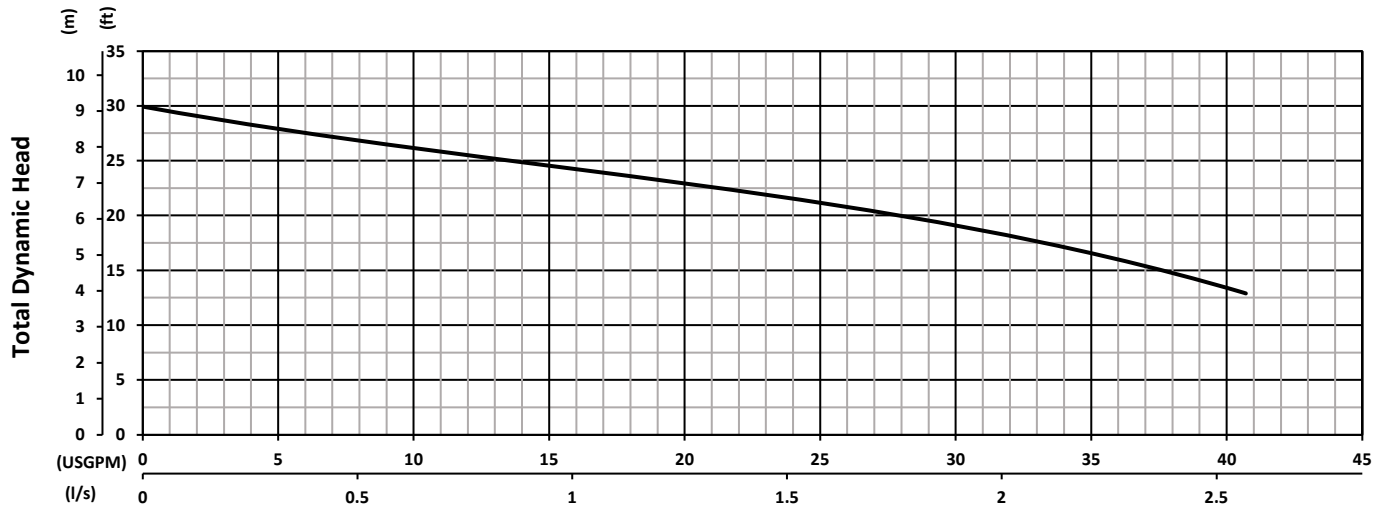
DS-C37-001

Rev:

1

Date:

2/16/2023



Test Standard : HI 11.6 Gr 3B
 Tested with water at 20°C

0.3kW(0.4 HP) - Dual Units

Frequency 60 Hz
 Pump Speed 3450 RPM
 Impeller 82mm

Specifications subject to change without notice