

TECHNICAL DATA

PERFECTA® Series MODEL TIGF32-Single Phase, 60Hz SUBMERSIBLE PUMP

GENERAL DATA

| | |
|--------------------------------|---|
| MAX. FLOW: GPM (L/min) | 46 GPM (174 L/min) |
| MAX. HEAD: ft (m) | 27' (8.2 m) |
| MAX. SUBMERSION DEPTH: ft (m) | 33' (10 m) or limited to length of power cord |
| PUMP TYPE | TOP or SIDE DISCHARGE, CHEMICAL RESISTANT |
| STRAINER OPENING | 0.25" (6.35 mm) |
| PUMP DOWN WATER LEVEL: in (mm) | 3.35" (85 mm), for pump with Float Switch |
| IMPELLER DIAMETER: in (mm) | 3.15" (80 mm) |
| DISCHARGE CONNECTION | 1 ¼" NPT-FEMALE or 1 ½" TAPERED HOSE |
| PUMP NET WEIGHT: lbs (kg) | 14.55 lbs (6.6 kg), 14.22 lbs (6.45 kg) * |
| SHIPPING WEIGHT: lbs (kg) | 18.08 lbs (8.2 kg), 17.86 lbs (8.1 kg) * |

CONSTRUCTION/MATERIAL DATA

| | |
|--------------------------------------|--|
| LIP SEAL - UPPER ¹ | FKM or EPDM |
| LIP SEAL - LOWER ¹ | FKM or EPDM |
| O-RINGS ¹ | FKM or EPDM |
| O-RINGS - MOTOR HOUSING ¹ | FKM or EPDM |
| PUMP TOP COVER | Ultramid B3 WG 7 |
| PUMP HANDLE | PP (Polypropylene) |
| PUMP CASING | NORYL GTX830 with 30% glass reinforcement |
| IMPELLER – MULTI VANE | NORYL GTX830 |
| SUCTION COVER PLATE | NORYL GTX830 |
| STRAINER | PPO-PA (Polyphenylene Oxide) |
| FLOAT | Float Switch Body - Hostalen PPH 7350 FL (polypropylene basis) Float Switch Cord- SOOW with Super Vu-Tron Jacket |
| ROTOR SHAFT | TITANIUM |
| EXTERNAL HARDWARE | TITANIUM |
| QTY. OIL IN MOTOR | 15 U.S. FL. OZ. (443 C.C.) |
| BALL BEARING: PERM. LUBE. UPPER | 6001 |
| BALL BEARING: PERM. LUBE. LOWER | 6002 |

ELECTRICAL / MOTOR DATA

| | |
|---|---|
| MOTOR: TYPE, RATING HP | SUBMERSIBLE, 0.4 |
| MOTOR RPM | 3450 |
| MOTOR INSULATION CLASS | F |
| MOTOR SERVICE FACTOR | 1.1 |
| VOLTAGE ² | 115, 1 PH, 60 Hz |
| CURRENT F.L.A. | 5 |
| MOTOR PROTECTION | Overload Relay, 6 Amp |
| POWER CORD: GAGE; LENGTH | A.W.G.16/3; 22' (6.7m), SOOW (Super Vu-Tron Jacket) |
| MAXIMUM LIQUID TEMPERATURE | 135°F (57°C) - Continuous duty 195°F (90°C) - Intermittent use submerge less than 20 minutes |
| LEVEL CONTROL FLOAT SWITCH ³ | STANDARD |

1- As per Pump Model, 2- Available in other voltages (and in 50 Hz), 3- Float Switch-Optional

* Pump/Shipping Weight without Float Switch

©2020 Industrial Flow Solutions Operating, LLC. All rights reserved.

104 John W Murphy Drive
 New Haven, CT 0613, USA
 Tel: (860) 631-3618 - Fax: (860) 399-7784



PERFORMANCE CURVE

Perfecta 0.3kW(0.4 HP)

Dwg:

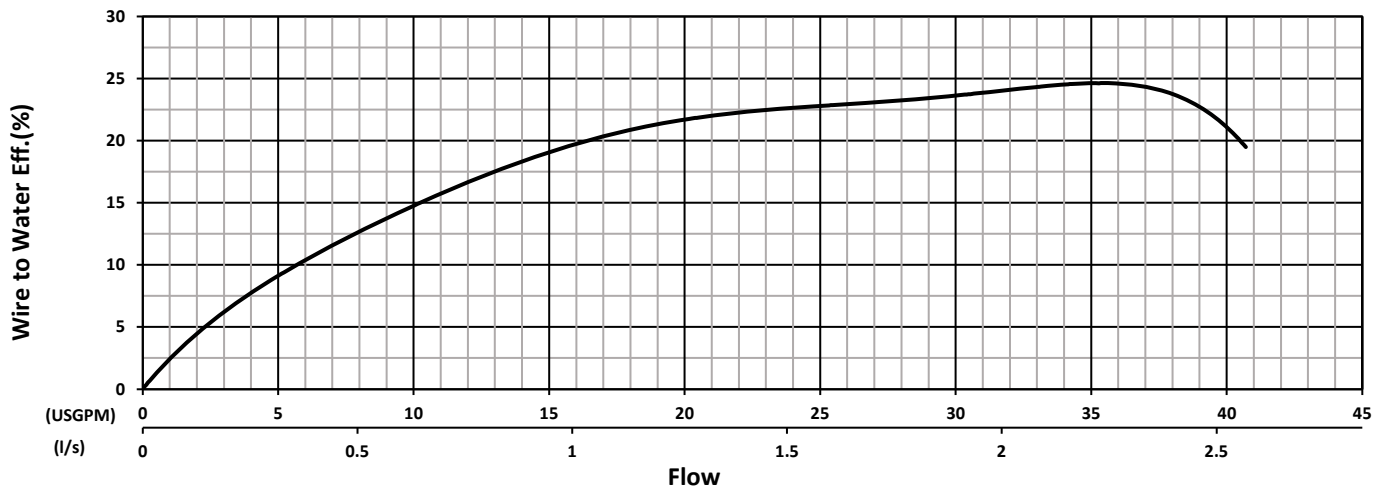
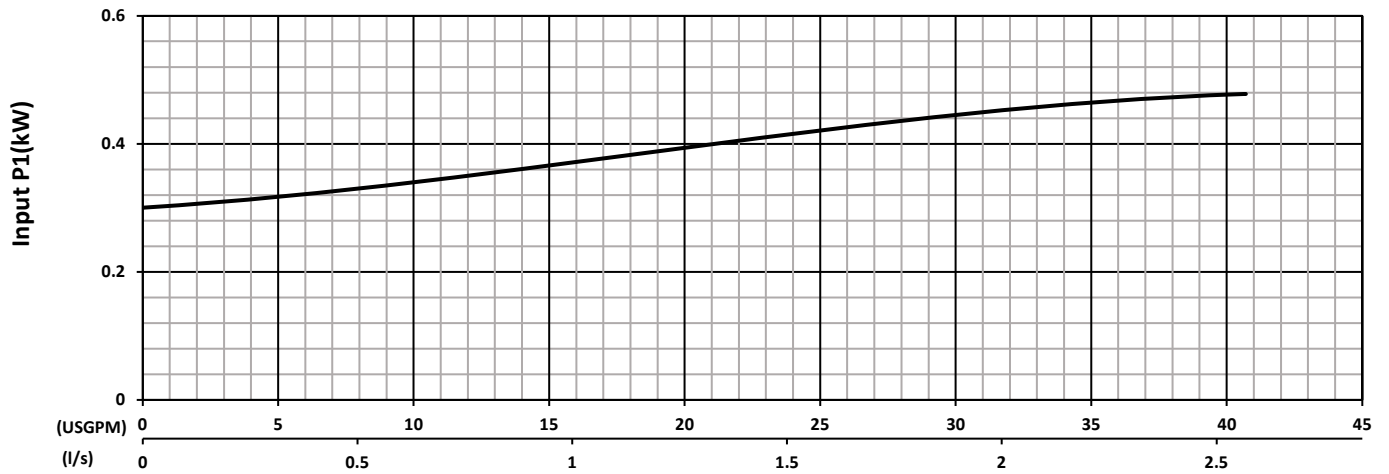
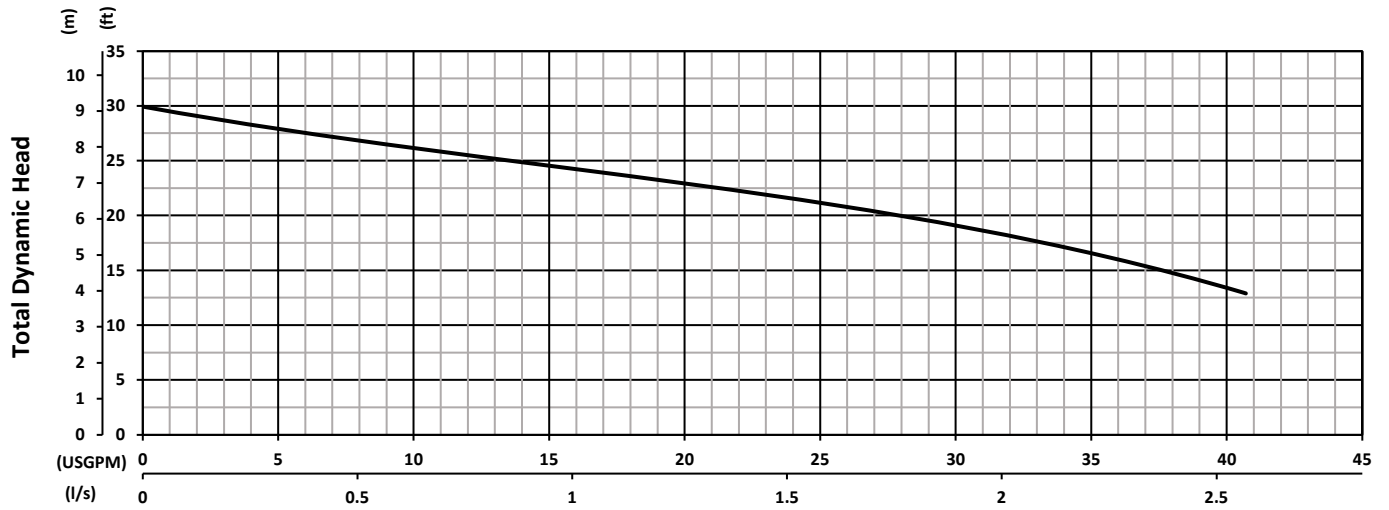
DS-C37-001

Rev:

1

Date:

2/16/2023



Test Standard : HI 11.6 Gr 3B
Tested with water at 20°C

0.3kW(0.4 HP) - Dual Units

Frequency 60 Hz
Pump Speed 3450 RPM
Impeller 82mm

Specifications subject to change without notice