

TECHNICAL DATA

PERFECTA® Series MODEL TIGF32-Three Phase, 50Hz SUBMERSIBLE PUMP

GENERAL DATA

MAX. FLOW: GPM (L/min)	38 GPM (144 L/min)
MAX. HEAD: ft (m)	26.2' (8 m)
MAX. SUBMERSION DEPTH: ft (m)	33' (10 m) or limited to length of power cord
PUMP TYPE	TOP or SIDE DISCHARGE, CHEMICAL RESISTANT
STRAINER OPENING	0.25" (6.35 mm)
PUMP DOWN WATER LEVEL: in (mm)	3.35" (85 mm), for pump with Float Switch
IMPELLER DIAMETER: in (mm)	3.54" (90 mm)
DISCHARGE CONNECTION	1 ¼" NPT-FEMALE or 1 ½" TAPERED HOSE
PUMP NET WEIGHT: lbs (kg)	17.42 lbs (7.9 kg)
SHIPPING WEIGHT: lbs (kg)	26.72 lbs (12.12 kg) *

CONSTRUCTION/MATERIAL DATA

LIP SEAL - UPPER	FKM
LIP SEAL - LOWER	FKM
O-RINGS	FKM
O-RINGS - MOTOR HOUSING	FKM
PUMP TOP COVER	Ultramid B3 WG 7
PUMP HANDLE	PP (Polypropylene)
PUMP CASING	NORYL GTX830 with 30% glass reinforcement
IMPELLER – MULTI VANE	NORYL GTX830
SUCTION COVER PLATE	NORYL GTX830
STRAINER	PPO-PA (Polyphenylene Oxide)
FLOAT	Float Switch Body - Hostalen PPH 7350 FL (polypropylene basis) Float Switch Cord- SOOW with Super Vu-Tron Jacket
ROTOR SHAFT	TITANIUM
EXTERNAL HARDWARE	TITANIUM
QTY. OIL IN MOTOR	15 U.S. FL. OZ. (443 C.C.)
BALL BEARING: PERM. LUBE. UPPER	6001
BALL BEARING: PERM. LUBE. LOWER	6002

ELECTRICAL / MOTOR DATA

MOTOR: TYPE, RATING HP	SUBMERSIBLE, 0.4
MOTOR RPM	3450
MOTOR INSULATION CLASS	F
MOTOR SERVICE FACTOR	1.1
VOLTAGE ¹	415, 3 PH, 50Hz
CURRENT F.L.A. / Connections	1.2 / Star
MOTOR PROTECTION	Overload Relay, 1.5-2.5 Amp
POWER CORD: GAGE; LENGTH	A.W.G.16/4; 22' (6.7m), SOOW (Super Vu-Tron Jacket)
Float Switch + Overload Control Cable	A.W.G.16/3; 22' (6.7m), SOOW (Super Vu-Tron Jacket)
MAXIMUM LIQUID TEMPERATURE	135°F (57°C) - Continuous duty 195°F (90°C) - Intermittent use submerge less than 20 minutes
LEVEL CONTROL FLOAT SWITCH	STANDARD

1- Available in other voltages (and in 60 Hz), * Pump Shipping Weight with Panel Box

©2020 Industrial Flow Solutions Operating, LLC. All rights reserved.

104 John W Murphy Drive
 New Haven, CT 0613, USA

Tel: (860) 631-3618 - Fax: (860) 399-7784



PERFORMANCE CURVE

Perfecta 0.3 kW(0.4 HP)

Dwg:

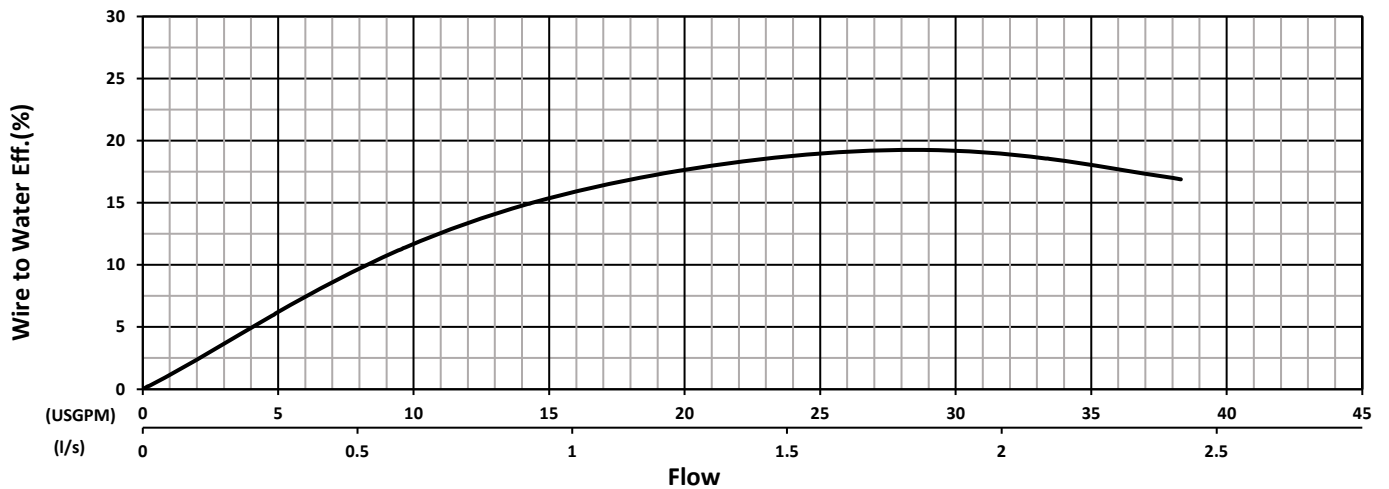
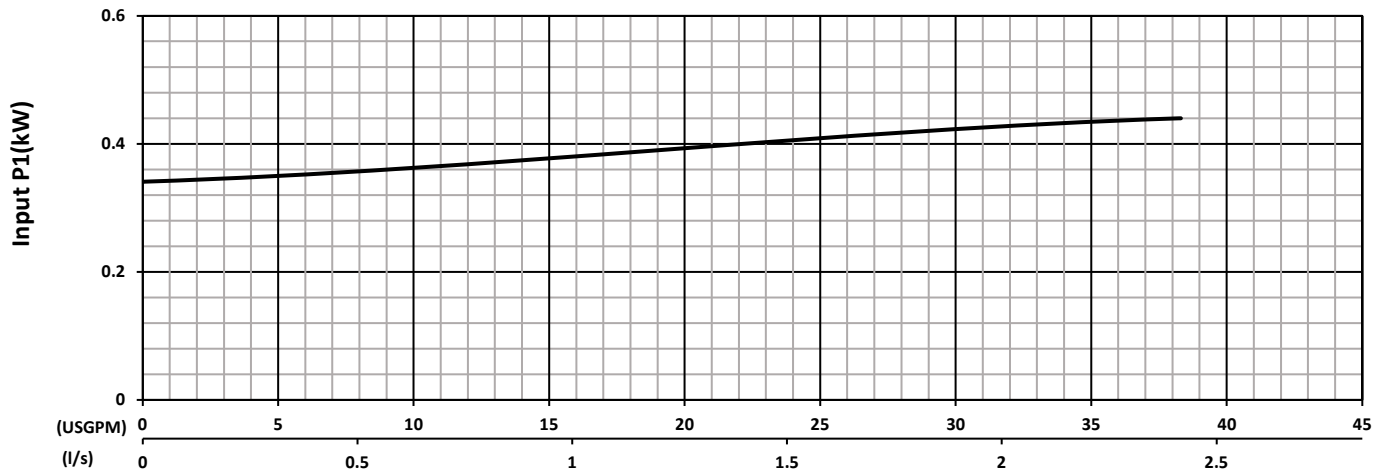
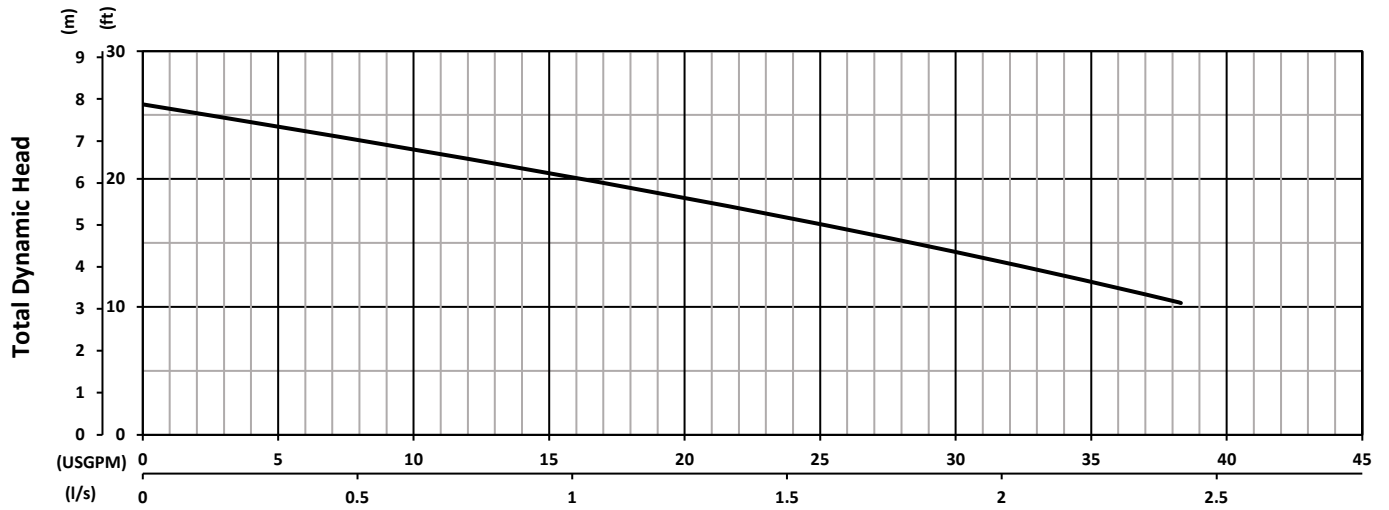
DS-C37-002

Rev:

1

Date:

2/16/2023



Test Standard : HI 11.6 Gr 3B
 Tested with water at 20°C

0.3 kW(0.4 HP) - Dual Units

Frequency 50 Hz
 Pump Speed 2800 RPM
 Impeller 93mm

Specifications subject to change without notice