

GRIX Series Submersible Grinder Pumps

Engineered for high-efficiency performance, the GRIX Series pumps have a built-in macerator that breaks down wastewater solids, enabling smooth transport through narrow or pre-existing pipes. With versatile, long-lasting performance, they are ideal for pumping domestic sewage, liquids with suspended solids, and applications requiring high pressure.

FEATURES

- **Built-in Macerator:** Radial cutting action to break down solids
- **Flanged Outlet:** DN32 PN6 with inner thread (1 1/4" NPS female)
- **Float Switch:** Optional for 1-phase models

BENEFITS

- **Effective Waste Processing:** The macerator allows for efficient solid waste transport through narrow pipes
- **Flexibility in Installation:** The flanged outlet and optional float switch provide easy installation and flexibility
- **Reliable Operation:** The mechanical seals and Seal Minder® probe ensure consistent, long-term performance
- **Durability:** The hardened steel macerator blades guarantee efficient cutting and waste management



Handle

Motor Cover

Motor Casing

Pump Body

Motor Shaft & Rotor

Electric Motor

Optional Float Switch (1-Phase)

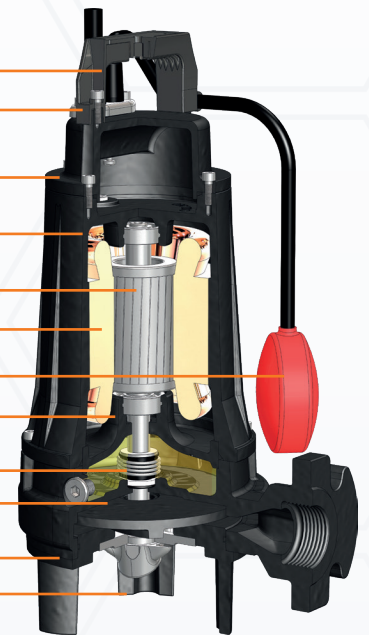
Flange Bearing Support

Seal Kit

Impeller

Closing Plate

Grinding System

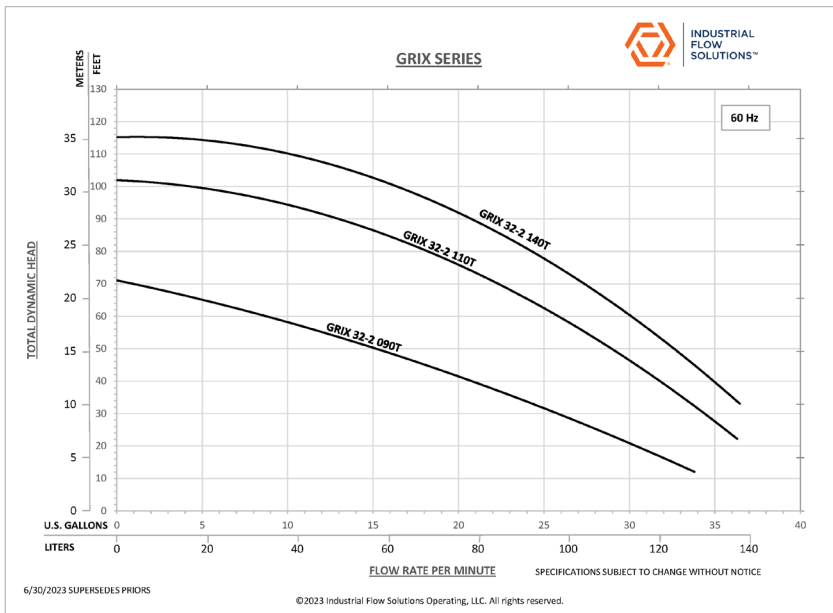


SPECIFICATIONS

All models available in 230/460V, 3-ph, 60-hz.

Model	Motor Rating	Full Load Amps	Discharge	Max. Head	Max. Flow	Max. Solids
GRIX 32-2/090 T	0.75 kW 1 HP	4.2/2.1	1 1/4 in NPS	73 ft 22.3 m	34 GPM 128.7 LPM	-
GRIX 32-2/110 T	1.12 kW 1.5 HP	5/2.5	1 1/4 in NPS	107 ft 32.6 m	36 GPM 136.3 LPM	-
GRIX 32-2/140 T	1.49 kW 2 HP	6.8/3.4	1 1/4 in NPS	121 ft 36.4 m	36 GPM 136.3 LPM	-

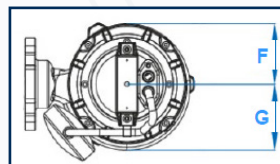
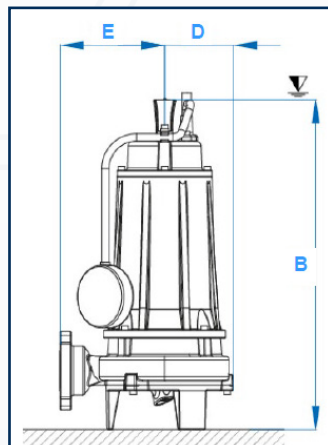
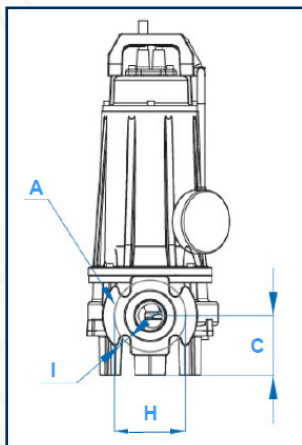
PERFORMANCE CURVES



MATERIALS

- **Cast Iron Housing:** GG20 cast iron for strong and durable construction
- **Hardened Steel Blades:** For optimal cutting performance
- **Stainless Steel Components:** Stainless steel AISI 316 cable gland for reliable performance in tough environments

DIMENSIONS



Displayed in mm

Model	A	B	C	D	E	F	G	H	I
GRIX 32-2/090 T	DN32 PN6 1.25" F-NPS	389	75	88	133	78	86	Ø90	Ø14
GRIX 32-2/110 T	DN32 PN6 1.25" F-NPS	421	75	88	143	90	99	Ø90	Ø14
GRIX 32-2/140 T	DN32 PN6 1.25" F-NPS	421	75	88	143	90	99	Ø90	Ø14



North America / Latin America - IFS
104 John W Murphy Drive New Haven, CT 06513 USA
(860) 631-3618 | sales@flowsolutions.com
www.flowsolutions.com