

INDUSTRIAL
FLOW
SOLUTIONS™**TECHNICAL DATA****BJM Pumps® Alpha V 55****Dwg:**

DS-C44-007

Rev:

1

Date:

11/1/2023

GENERAL DATA

MAX. FLOW:	197 GPM (745.7 L/min)
MAX. HEAD:	43' (13.1m)
MAX. SUBMERSION DEPTH:	65' (20m) or limited to length of power cord, Consult factory for deeper depths
PUMP TYPE	NON CLOG VORTEX
MINIMUM SUBMERSION DEPTH:	16" (386 mm)
SOLID SIZE:	1.75" (45 mm)
IMPELLER DIAMETER:	4.14" (105 mm)
DISCHARGE SIZE	1.5" NPS FEMALE
PUMP WEIGHT, without cable:	52.9 lbs (24 kg)
SHIPPING WEIGHT:	54 lbs (24.5 kg)

CONSTRUCTION / MATERIAL DATA

MECHANICAL SEAL	SILICON CARBIDE/CERAMIC FKM
MOTOR CASING	CAST IRON, EN 1561
PUMP VOLUTE	CAST IRON, EN 1561
IMPELLER	CAST IRON, EN 1561
LIPSEAL & O-RINGS	FKM
ROTOR SHAFT	STAINLESS STEEL AISI 420
EXTERNAL HARDWARE	STAINLESS STEEL A2-70
BALL BEARING: PERM. LUBE. UPPER	6202-2Z
BALL BEARING: PERM. LUBE. LOWER	6302-2Z

ELECTRICAL / MOTOR DATA

MOTOR: TYPE, RATING HP	SUBMERSIBLE, 2 (CONTINUOUS DUTY ²)		
MOTOR RPM	3450		
MOTOR INSULATION CLASS	F		
MOTOR SERVICE FACTOR	1.1		
PHASE	SINGLE	THREE	
VOLTAGE ¹ - 60 Hz	230V	230V	460V
CURRENT F.L.A.	14	6.8	3.4
LOCKED ROTOR CURRENT (LRA)	74.3	36.1	18.1
POWER CORD: GAGE; LENGTH	AWG 14/3, 33' (10m), STOW w/ NEMA Plugs		AWG 14/4, 33' (10m), STOW
MOTOR PROTECTION	OVERLOAD REQUIRED IN CONTROL		
MAXIMUM LIQUID TEMPERATURE	104°F (40°C)		

1 - Available in other voltages for 50Hz

2 - Continuous duty motor - see minimum submersion depth above

©2023 Industrial Flow Solutions Operating, LLC. All rights reserved.

Industrial Flow Solutions Operating, LLC • 104 John W Murphy Drive, New Haven, CT 06513, USA
(860) 631-3618 • www.flowsolutions.com



INDUSTRIAL FLOW SOLUTIONS™

PERFORMANCE CURVE

BJM Pumps® Alpha V 55

Dwg:

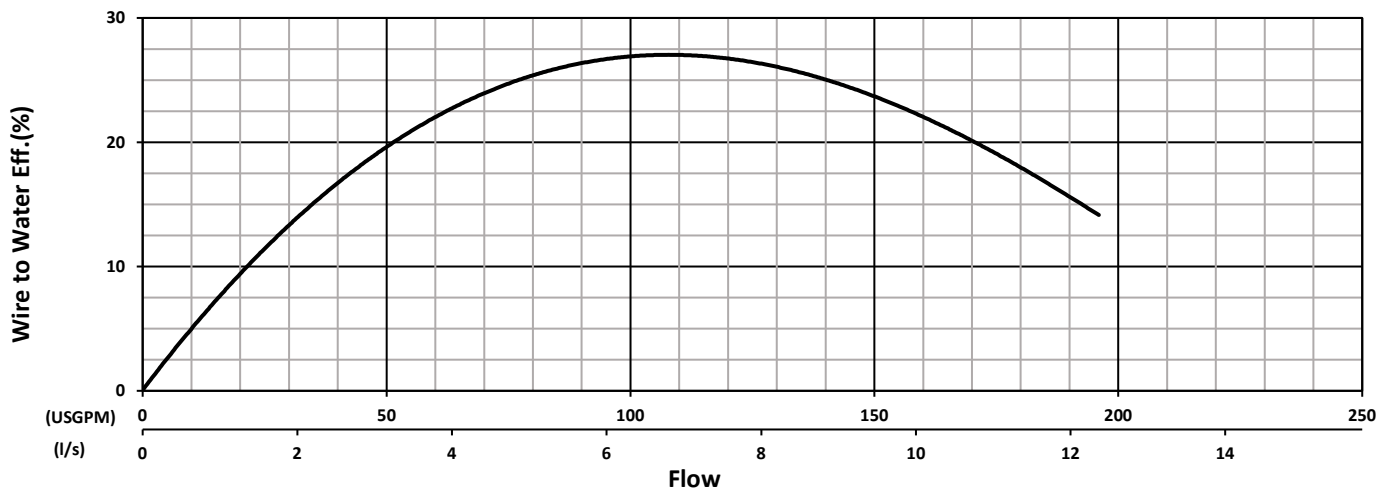
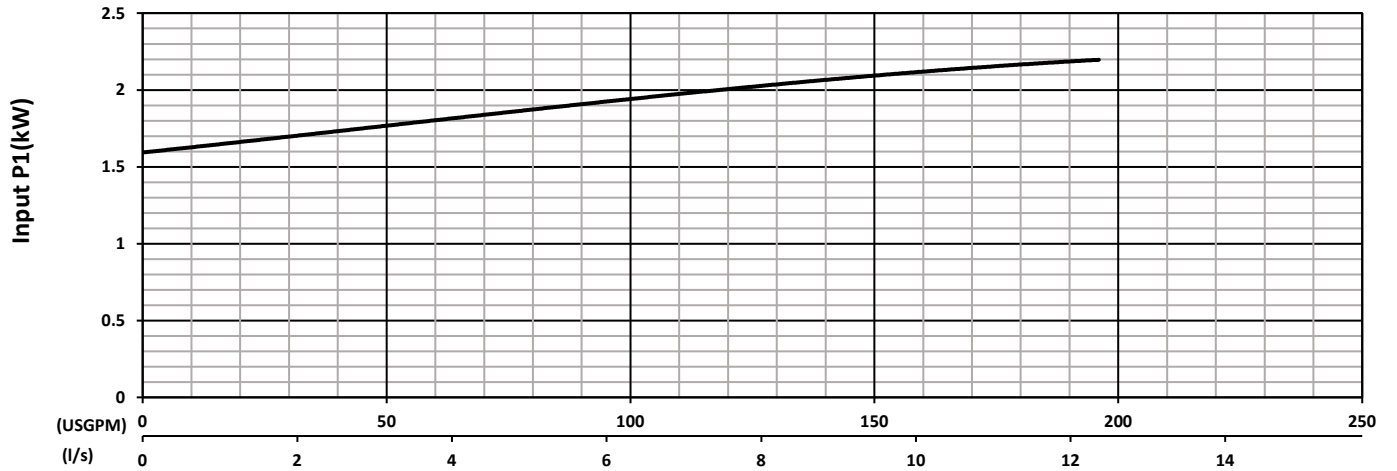
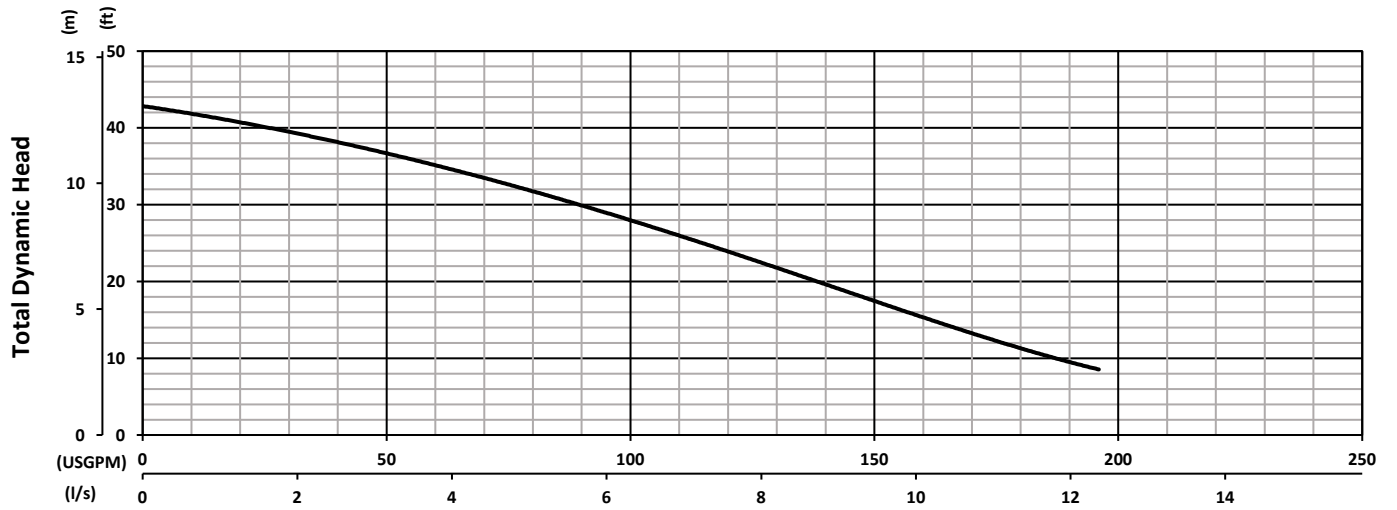
DS-C44-003

Rev:

1

Date:

10/31/2023



Test Standard : HI 11.6 Gr 3B
Tested with water at 20°C

55 - Dual Units

Frequency	60 Hz
Pump Speed	3450 RPM
Impeller	105mm

Specifications subject to change without notice