

INDUSTRIAL  
FLOW  
SOLUTIONS™**TECHNICAL DATA****BJM Pumps® GRIX 32-2-090****Dwg:**

DS-C57-005

**Rev:**

1

**Date:**

11/16/2023

**GENERAL DATA**

MAX. FLOW:	34 GPM (128.7 L/min)
MAX. HEAD:	73' (22.3m)
MAX. SUBMERSION DEPTH:	65' (20m) or limited to length of power cord, Consult factory for deeper depths
PUMP TYPE	GRINDER PUMP
MINIMUM SUBMERSION DEPTH:	16" (389 mm)
IMPELLER DIAMETER:	4.89" (124 mm)
DISCHARGE SIZE	1.25" NPS FEMALE & DN32 PN6 FLANGE
PUMP WEIGHT, without cable:	46.3 lbs (21 kg)
SHIPPING WEIGHT:	47.4 lbs (21.5 kg)

**CONSTRUCTION / MATERIAL DATA**

MECHANICAL SEAL	SILICON CARBIDE/CERAMIC FKM
MOTOR CASING	CAST IRON, EN 1561 EN-GJL-200
PUMP VOLUTE	CAST IRON, EN 1561 EN-GJL-200
IMPELLER	CAST IRON, EN 1561 EN-GJL-200
LIPSEAL & O-RINGS	FKM
ROTOR SHAFT	STAINLESS STEEL AISI 420
EXTERNAL HARDWARE	STAINLESS STEEL A2-70
OIL IN SEAL CHAMBER: TYPE; QTY.	Q8 WF15; 16.1 U.S. FL. OZ. (477 C.C.)
UPPER BALL BEARING: PERM. LUBE.	6201-2Z
LOWER BALL BEARING: PERM. LUBE.	6202-2Z

**ELECTRICAL / MOTOR DATA**

MOTOR: TYPE, RATING HP	SUBMERSIBLE, 1.2 (CONTINUOUS DUTY <sup>2</sup> )	
MOTOR RPM	3450	
MOTOR INSULATION CLASS	F	
MOTOR SERVICE FACTOR	1.1	
PHASE	THREE	
VOLTAGE <sup>1</sup> - 60 Hz	230V	460V
CURRENT F.L.A.	4.2	2.1
LOCKED ROTOR CURRENT (LRA)	19.2	9.6
POWER CORD: GAGE; LENGTH	A.W.G. 16/4; 33' (10 m), STOW	
MOTOR PROTECTION	IP 68, OVERLOAD REQUIRED IN CONTROL	
MAXIMUM LIQUID TEMPERATURE	104°F (40°C)	

1 - Available in other voltages for 50Hz

2 - Continuous duty motor - see minimum submersion depth above

**©2023 Industrial Flow Solutions Operating, LLC. All rights reserved.**Industrial Flow Solutions Operating, LLC • 104 John W Murphy Drive, New Haven, CT 06513, USA  
(860) 631-3618 • [www.flowsolutions.com](http://www.flowsolutions.com)



INDUSTRIAL  
FLOW  
SOLUTIONS™

# PERFORMANCE CURVE

## BJM Pumps® GRIX 32-2-90

Dwg:

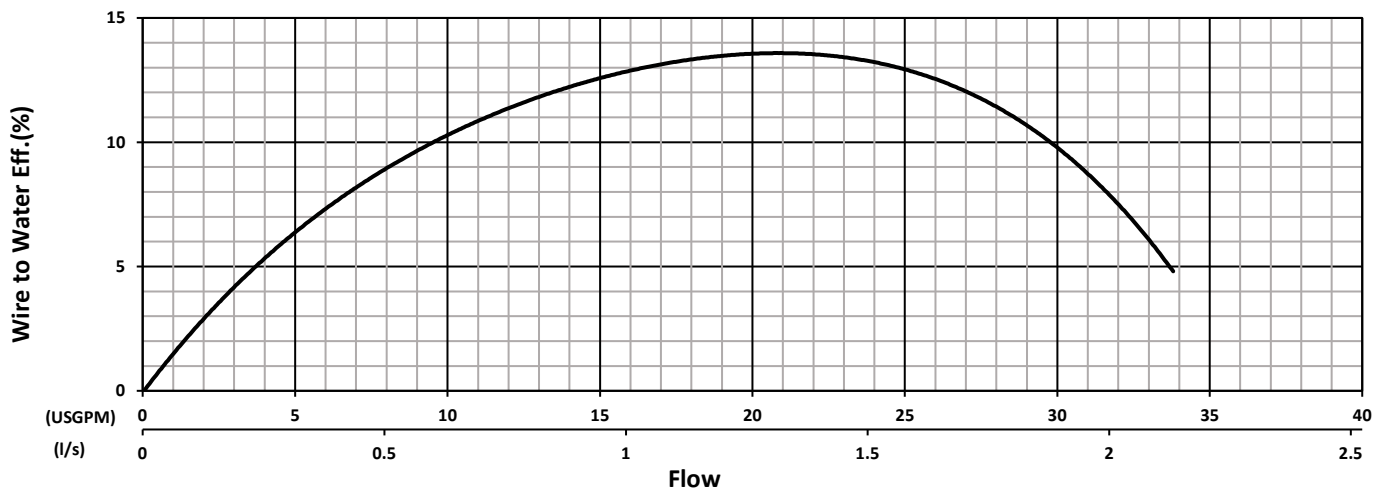
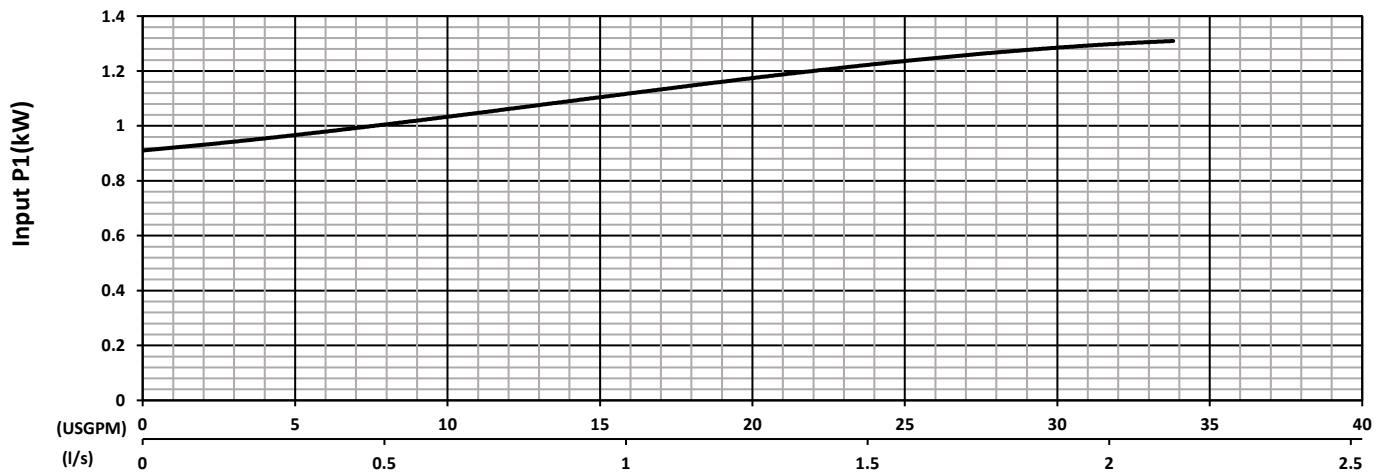
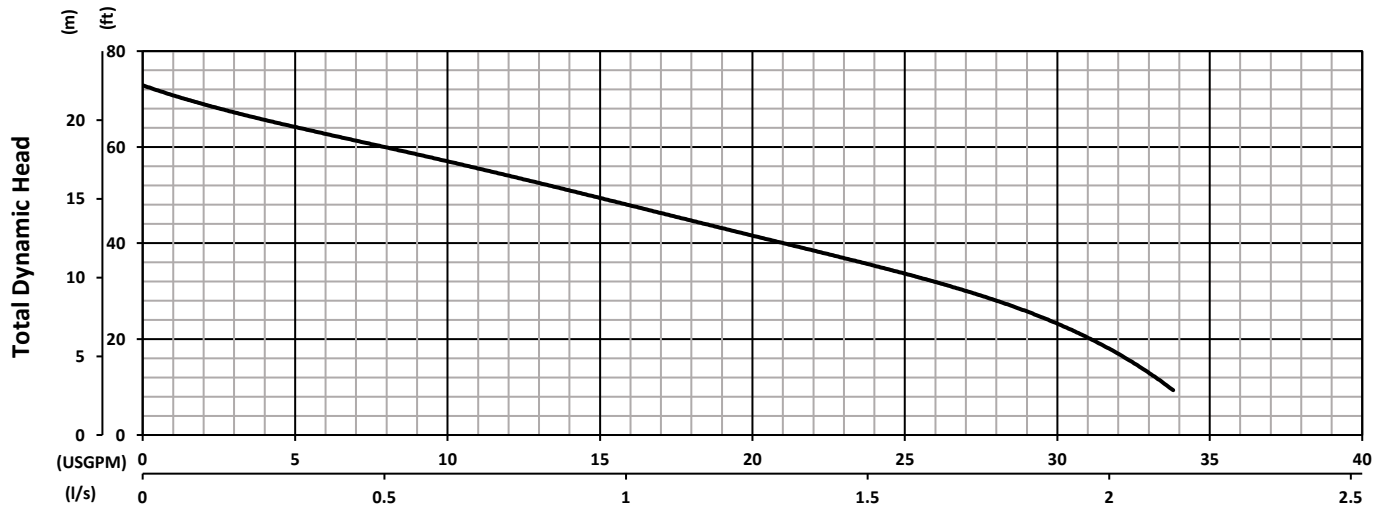
DS-C57-001

Rev:

1

Date:

11/8/2023



Test Standard : HI 11.6 Gr 3B  
Tested with water at 20°C

32-2-90 - Dual Units

Frequency 60 Hz  
Pump Speed 3450 RPM  
Impeller 124mm

Specifications subject to change without notice