



INDUSTRIAL  
FLOW  
SOLUTIONS™

## TECHNICAL DATA

**BJM Pumps® A4-41**

**Dwg:**

DS-C43-011

**Rev:**

1

**Date:**

5/28/2024

## GENERAL DATA

MAX. FLOW:	716 GPM (2710.4 L/min)
MAX. HEAD:	62' (18.9m)
MAX. SUBMERSION DEPTH:	65' (20m) or limited to length of power cord, Consult factory for deeper depths
PUMP TYPE	SINGLE VANE NON-CLOG
MINIMUM SUBMERSION DEPTH:	26" (650 mm)
SOLID SIZE:	3.6" (90 mm)
IMPELLER DIAMETER:	6.93" (176 mm)
DISCHARGE SIZE	DN100 PN16
PUMP WEIGHT, without cable:	227.1 lbs (103 kg)
SHIPPING WEIGHT:	233.2 lbs (105.8 kg)

## CONSTRUCTION / MATERIAL DATA

UPPER MECHANICAL SEAL	CARBON/CERAMIC FKM
LOWER MECHANICAL SEAL	SILICON CARBIDE/SILICON CARBIDE FKM
MOTOR CASING	CAST IRON, EN 1561
PUMP VOLUTE	CAST IRON, EN 1561
IMPELLER	CAST IRON, EN 1561
O-RINGS	BUNA
ROTOR SHAFT	STAINLESS STEEL AISI 420
EXTERNAL HARDWARE	STAINLESS STEEL A2-70
BALL BEARING: PERM. LUBE. UPPER	6206-ZZCMDNS7S6
BALL BEARING: PERM. LUBE. LOWER	3306B-2ZRTNG

## ELECTRICAL / MOTOR DATA

MOTOR: TYPE, RATING HP	SUBMERSIBLE, 5.5 (CONTINUOUS DUTY <sup>2</sup> )
MOTOR RPM	1750
MOTOR INSULATION CLASS	F
MOTOR SERVICE FACTOR	1.1
VOLTAGE <sup>1</sup> - 60 Hz	460V
CURRENT F.L.A.	8.3
LOCKED ROTOR CURRENT (LRA)	46.1
POWER CORD: GAGE; LENGTH	AWG 16/7, 33' (10m), SOOW
MOTOR PROTECTION	THERMAL OVERLOAD
SEAL LEAK DETECTOR <sup>3</sup>	Seal Minder® MOISTURE SENSING PROBE
MAXIMUM LIQUID TEMPERATURE	104°F (40°C)

1 - Available in other voltages for 50Hz

2 - Continuous duty motor - see minimum submersion depth above

3 - Requires a seal fail circuit in control panel for warning signal

©2024 Industrial Flow Solutions Operating, LLC. All rights reserved.

Industrial Flow Solutions Operating, LLC • 104 John W Murphy Drive, New Haven, CT 06513, USA  
(860) 631-3618 • [www.flowsolutions.com](http://www.flowsolutions.com)



INDUSTRIAL FLOW SOLUTIONS™

# PERFORMANCE CURVE

## BJM Pumps® A4-41

Dwg:

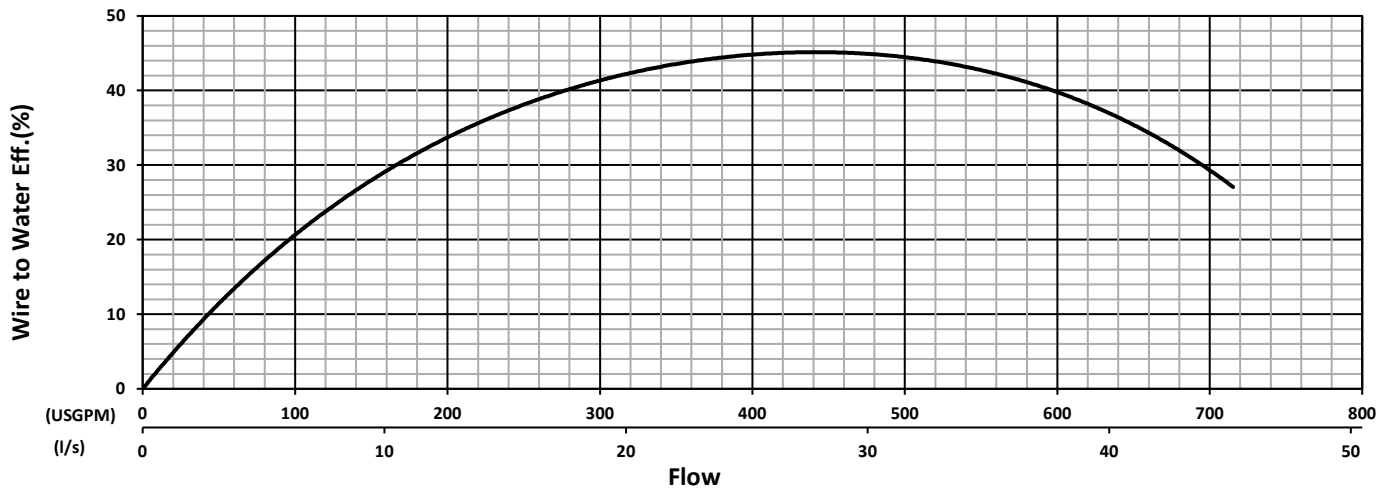
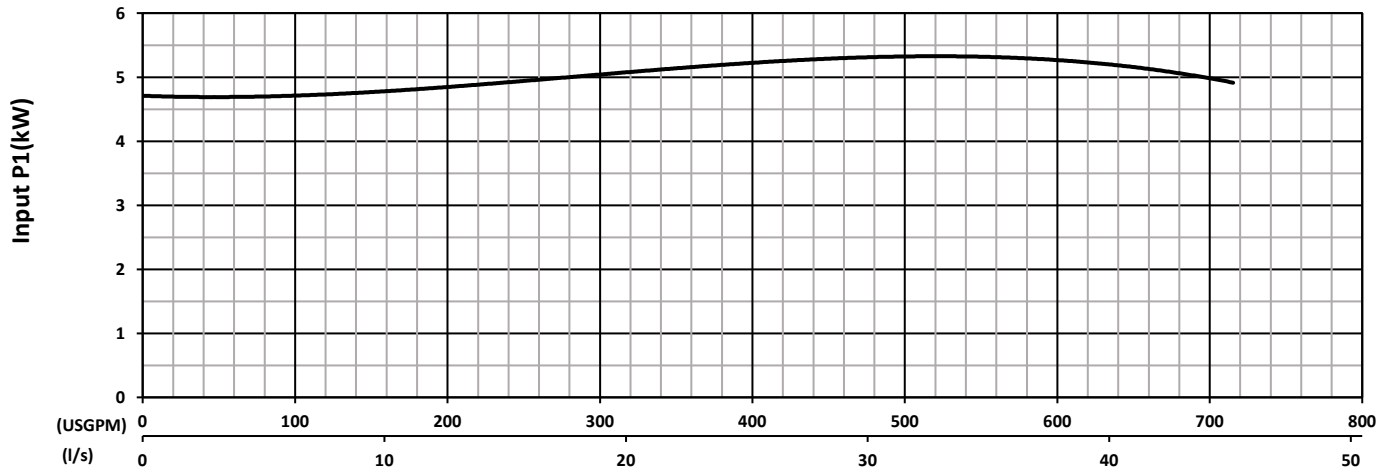
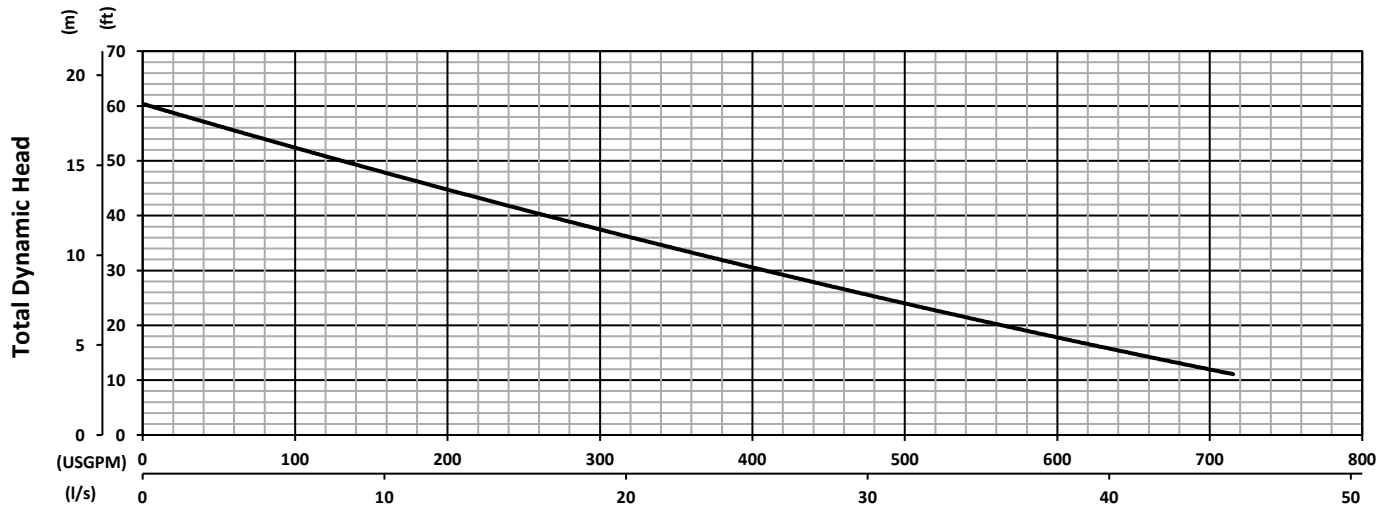
DS-C43-006

Rev:

1

Date:

5/3/2024



Test Standard : HI 11.6 Gr 3B  
Tested with water at 20°C

41 - Dual Units

Frequency	60 Hz
Pump Speed	1750 RPM
Impeller	176mm

Specifications subject to change without notice