

INDUSTRIAL
FLOW
SOLUTIONS™**TECHNICAL DATA****BJM Pumps® G2-41****Dwg:**

DS-C56-015

Rev:

2

Date:

9/9/2024

GENERAL DATA

| | |
|-----------------------------|---|
| MAX. FLOW: | 71 GPM (268.8 L/min) |
| MAX. HEAD: | 125' (38.1m) |
| MAX. SUBMERSION DEPTH: | 65' (20m) or limited to length of power cord, Consult factory for deeper depths |
| PUMP TYPE | GRINDER |
| MINIMUM SUBMERSION DEPTH: | 20" (503 mm) |
| IMPELLER DIAMETER: | 5.91" (150 mm) |
| DISCHARGE SIZE | 2" NPS-F DN 50 |
| PUMP WEIGHT, without cable: | 136.7 lbs (62 kg) |
| SHIPPING WEIGHT: | 145.5 lbs (66 kg) |

CONSTRUCTION / MATERIAL DATA

| | |
|---------------------------------|-------------------------------------|
| UPPER MECHANICAL SEAL | CARBON/CERAMIC FKM |
| LOWER MECHANICAL SEAL | SILICON CARBIDE/SILICON CARBIDE FKM |
| MOTOR CASING | CAST IRON, EN 1561 |
| PUMP VOLUTE | CAST IRON, EN 1561 |
| IMPELLER | CAST IRON, EN 1561 |
| CUTTER | HARDENED STEEL |
| O-RINGS | BUNA |
| ROTOR SHAFT | STAINLESS STEEL AISI 420 |
| EXTERNAL HARDWARE | STAINLESS STEEL A2-70 |
| BALL BEARING: PERM. LUBE. UPPER | 6205-ZZCMDNS7S6 |
| BALL BEARING: PERM. LUBE. LOWER | 3205B-2ZRTNG |

ELECTRICAL / MOTOR DATA

| | | |
|---------------------------------|--|------------------------------|
| MOTOR: TYPE, RATING HP | SUBMERSIBLE, 5.5 (CONTINUOUS DUTY ²) | |
| MOTOR RPM | 3450 | |
| MOTOR INSULATION CLASS | F | |
| MOTOR SERVICE FACTOR | 1.1 | |
| VOLTAGE ¹ - 60 Hz | 230V | 460V |
| CURRENT F.L.A. | 16.6 | 8.3 |
| LOCKED ROTOR CURRENT (LRA) | 90.3 | 45.2 |
| POWER CORD: GAGE; LENGTH | AWG 12/4+16/3, 33' (10m), SOOW | AWG 16/7, 33' (10m), SOOW |
| MOTOR PROTECTION | THERMAL OVERLOAD | |
| SEAL LEAK DETECTOR ³ | Seal Minder® MOISTURE SENSING PROBE | |
| MAXIMUM LIQUID TEMPERATURE | 104°F (40°C) | |

1 - Available in other voltages for 50Hz

2 - Continuous duty motor - see minimum submersion depth above

3 - Requires a seal fail circuit in control panel for warning signal

©2024 Industrial Flow Solutions Operating, LLC. All rights reserved.

Industrial Flow Solutions Operating, LLC • 104 John W Murphy Drive, New Haven, CT 06513, USA

(860) 631-3618 • www.flowsolutions.com



INDUSTRIAL FLOW SOLUTIONS™

PERFORMANCE CURVE

BJM Pumps® G2-41

Dwg:

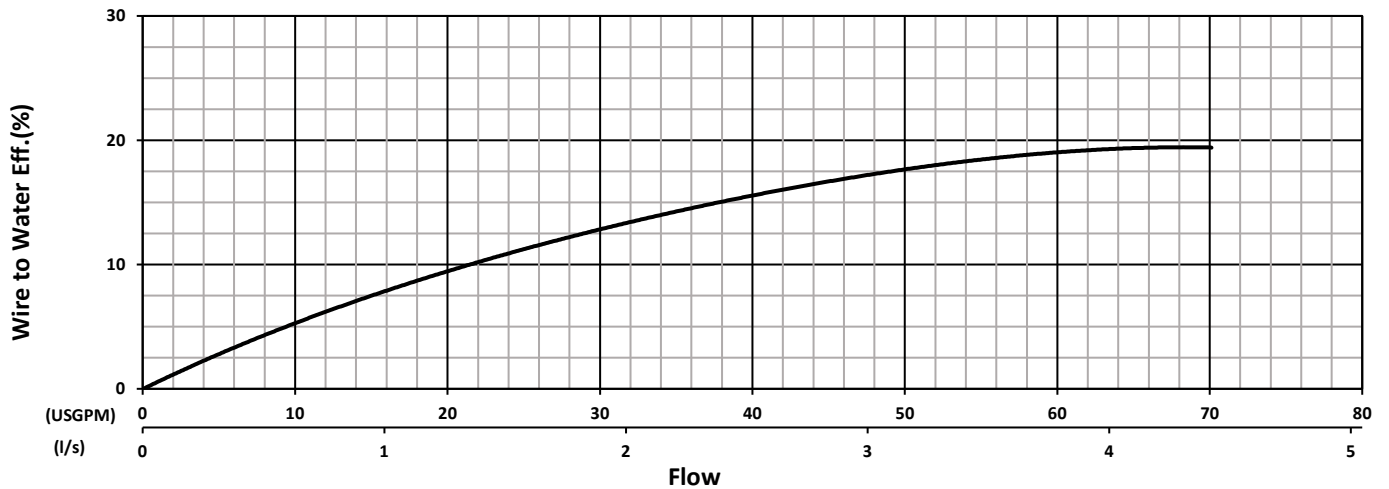
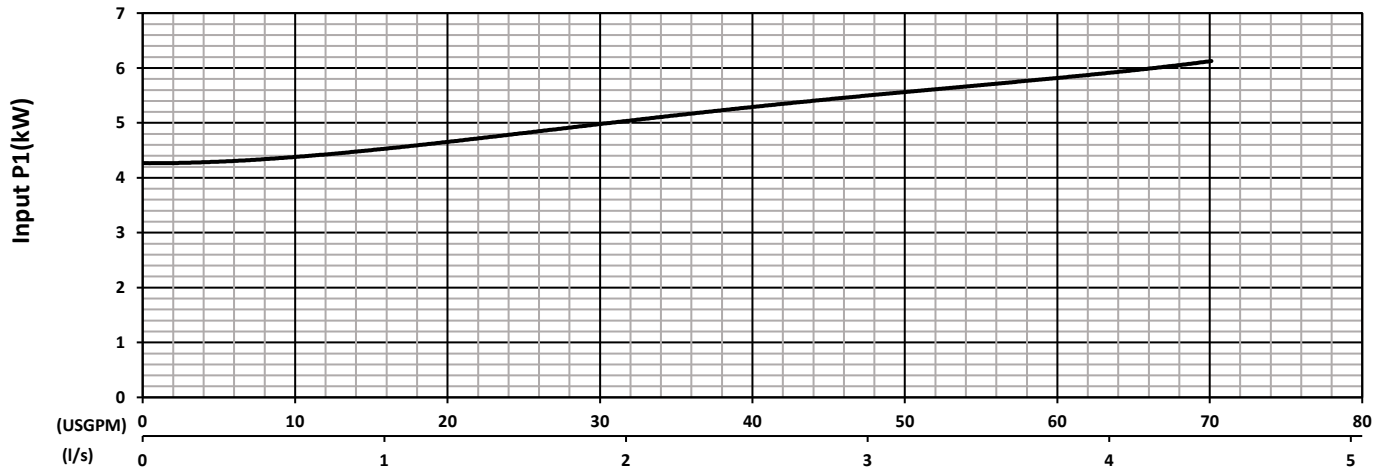
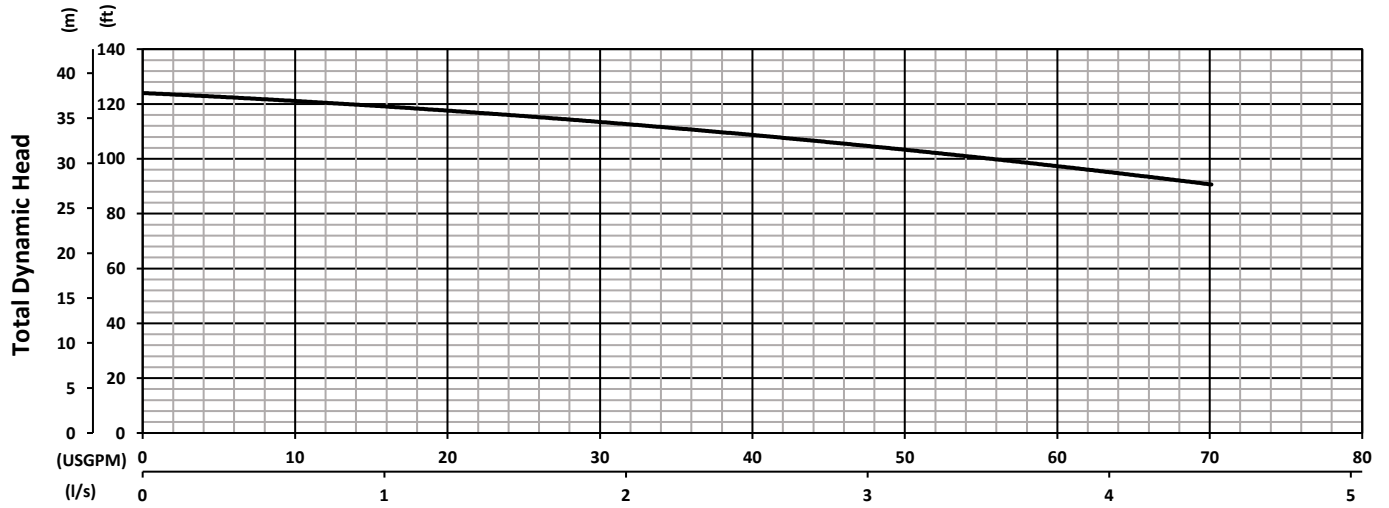
DS-C56-012

Rev:

1

Date:

3/25/2024



Test Standard : HI 11.6 Gr 3B
Tested with water at 20°C

41 - Dual Units

| | |
|------------|----------|
| Frequency | 60 Hz |
| Pump Speed | 3450 RPM |
| Impeller | 150mm |

Specifications subject to change without notice