

 <b>INDUSTRIAL FLOW SOLUTIONS™</b>	<b>TECHNICAL DATA</b>			<b>BJM Pumps® G2-63</b>		
	<b>Dwg:</b>	DS-C56-010	<b>Rev:</b>	2	<b>Date:</b>	9/9/2024

## GENERAL DATA

MAX. FLOW:	108 GPM (408.8 L/min)
MAX. HEAD:	161' (49.1m)
MAX. SUBMERSION DEPTH:	65' (20m) or limited to length of power cord, Consult factory for deeper depths
PUMP TYPE	GRINDER
MINIMUM SUBMERSION DEPTH:	23" (563 mm)
IMPELLER DIAMETER:	6.42" (163 mm)
DISCHARGE SIZE	2" NPS-F DN 50
PUMP WEIGHT, without cable:	187.4 lbs (85 kg)
SHIPPING WEIGHT:	207.2 lbs (94 kg)

## CONSTRUCTION / MATERIAL DATA

UPPER MECHANICAL SEAL	CARBON/CERAMIC FKM
LOWER MECHANICAL SEAL	SILICON CARBIDE/SILICON CARBIDE FKM
MOTOR CASING	CAST IRON, EN 1561
PUMP VOLUTE	CAST IRON, EN 1561
IMPELLER	CAST IRON, EN 1561
CUTTER	HARDENED STEEL
O-RINGS	BUNA
ROTOR SHAFT	STAINLESS STEEL AISI 420
EXTERNAL HARDWARE	STAINLESS STEEL A2-70
BALL BEARING: PERM. LUBE. UPPER	6206-ZZCMDNS7S6
BALL BEARING: PERM. LUBE. LOWER	3306B-2ZRTNG

## ELECTRICAL / MOTOR DATA

MOTOR: TYPE, RATING HP	SUBMERSIBLE, 8.5 (CONTINUOUS DUTY <sup>2</sup> )
MOTOR RPM	3450
MOTOR INSULATION CLASS	F
MOTOR SERVICE FACTOR	1.1
VOLTAGE <sup>1</sup> - 60 Hz	460V
CURRENT F.L.A.	12.2
LOCKED ROTOR CURRENT (LRA)	91.3
POWER CORD: GAGE; LENGTH	AWG 12/4 + 16/3, 33' (10m), SOOW
MOTOR PROTECTION	THERMAL OVERLOAD
SEAL LEAK DETECTOR <sup>3</sup>	Seal Minder® MOISTURE SENSING PROBE
MAXIMUM LIQUID TEMPERATURE	104°F (40°C)

1 - Available in other voltages for 50Hz

2 - Continuous duty motor - see minimum submersion depth above

3 - Requires a seal fail circuit in control panel for warning signal

**©2024 Industrial Flow Solutions Operating, LLC. All rights reserved.**

Industrial Flow Solutions Operating, LLC • 104 John W Murphy Drive, New Haven, CT 06513, USA  
(860) 631-3618 • [www.flowsolutions.com](http://www.flowsolutions.com)



INDUSTRIAL  
FLOW  
SOLUTIONS™

# PERFORMANCE CURVE

## BJM Pumps® G2-63

Dwg:

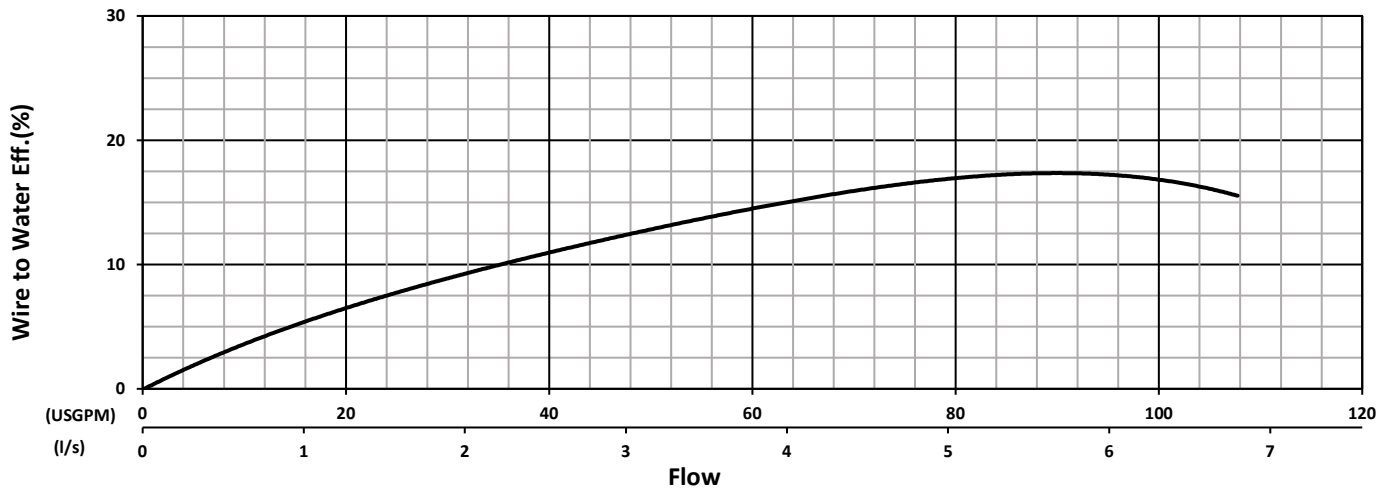
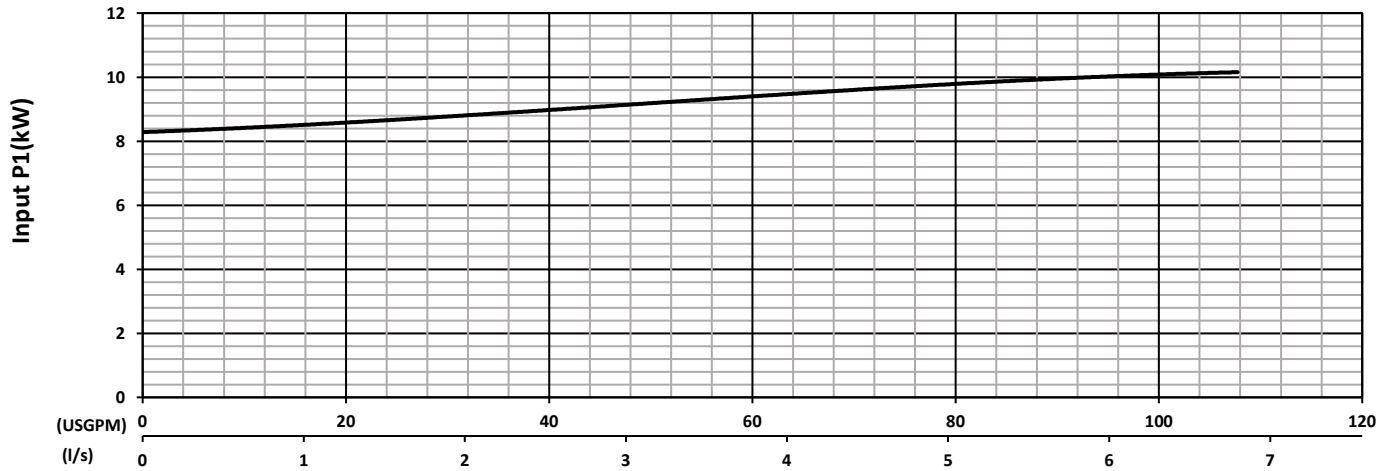
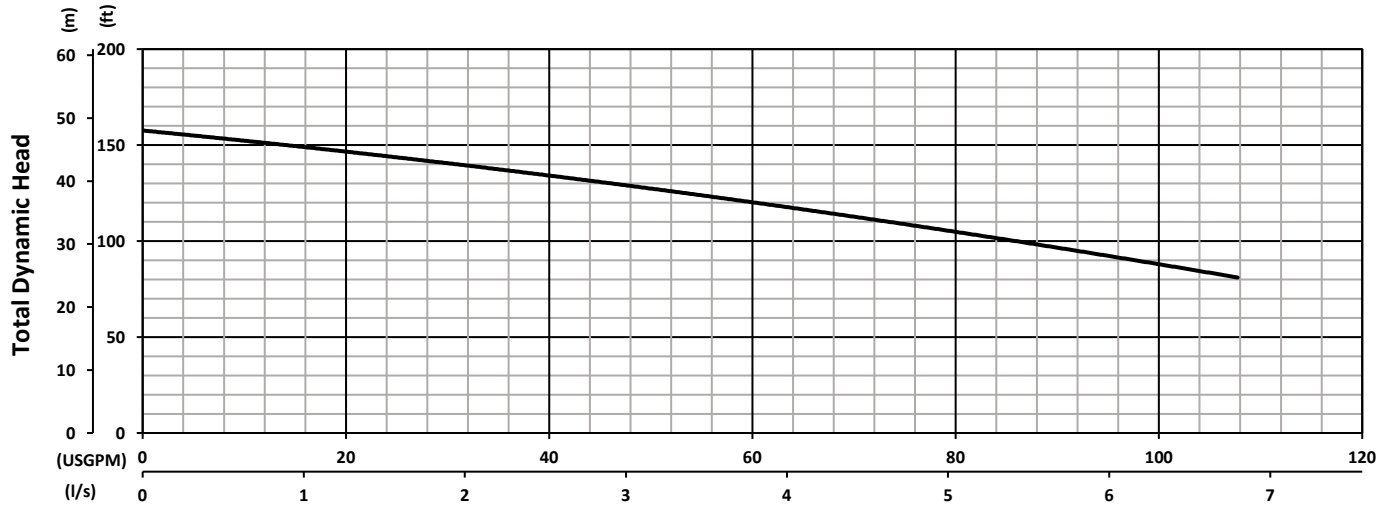
DS-C56-007

Rev:

1

Date:

2/29/2024



Test Standard : HI 11.6 Gr 3B  
Tested with water at 20°C

63 - Dual Units

Frequency	60 Hz
Pump Speed	3450 RPM
Impeller	163mm

Specifications subject to change without notice