



INDUSTRIAL
FLOW
SOLUTIONS™

TECHNICAL DATA

BJM Pumps® V2-89

Dwg:

DS-C61-015

Rev:

1

Date:

3/5/2024

GENERAL DATA

| | |
|-----------------------------|---|
| MAX. FLOW: | 450 GPM (1703.4 L/min) |
| MAX. HEAD: | 100' (30.5m) |
| MAX. SUBMERSION DEPTH: | 65' (20m) or limited to length of power cord, Consult factory for deeper depths |
| PUMP TYPE | NON-CLOG VORTEX |
| MINIMUM SUBMERSION DEPTH: | 25" (610 mm) |
| SOLID SIZE: | 2.8" (70 mm) |
| IMPELLER DIAMETER: | 5.83" (148 mm) |
| DISCHARGE SIZE | DN80 PN16 |
| PUMP WEIGHT, without cable: | 154.3 lbs (70 kg) |
| SHIPPING WEIGHT: | 202.8 lbs (92 kg) |

CONSTRUCTION / MATERIAL DATA

| | |
|---------------------------------|-------------------------------------|
| UPPER MECHANICAL SEAL | CARBON/CERAMIC FKM |
| LOWER MECHANICAL SEAL | SILICON CARBIDE/SILICON CARBIDE FKM |
| MOTOR CASING | CAST IRON, EN 1561 |
| PUMP VOLUTE | CAST IRON, EN 1561 |
| IMPELLER | CAST IRON, EN 1561 |
| O-RINGS | BUNA |
| ROTOR SHAFT | STAINLESS STEEL AISI 420 |
| EXTERNAL HARDWARE | STAINLESS STEEL A2-70 |
| BALL BEARING: PERM. LUBE. UPPER | 6206-ZZCMDNS7S6 |
| BALL BEARING: PERM. LUBE. LOWER | 3306B-2ZRTNG |

ELECTRICAL / MOTOR DATA

| | |
|---------------------------------|---|
| MOTOR: TYPE, RATING HP | SUBMERSIBLE, 12 (CONTINUOUS DUTY ²) |
| MOTOR RPM | 3450 |
| MOTOR INSULATION CLASS | F |
| MOTOR SERVICE FACTOR | 1.1 |
| VOLTAGE ¹ - 60 Hz | 460V |
| CURRENT F.L.A. | 16.8 |
| LOCKED ROTOR CURRENT (LRA) | 92.2 |
| POWER CORD: GAGE; LENGTH | AWG 12/4 + 16/3, 33' (10m), SOOW |
| MOTOR PROTECTION | THERMAL OVERLOAD |
| SEAL LEAK DETECTOR ³ | Seal Minder® MOISTURE SENSING PROBE |
| MAXIMUM LIQUID TEMPERATURE | 104°F (40°C) |

1 - Available in other voltages for 50Hz

2 - Continuous duty motor - see minimum submersion depth above

3 - Requires a seal fail circuit in control panel for warning signal

©2024 Industrial Flow Solutions Operating, LLC. All rights reserved.

Industrial Flow Solutions Operating, LLC • 104 John W Murphy Drive, New Haven, CT 06513, USA
(860) 631-3618 • www.flowsolutions.com



INDUSTRIAL FLOW SOLUTIONS™

PERFORMANCE CURVE

BJM Pumps® V2-89

Dwg:

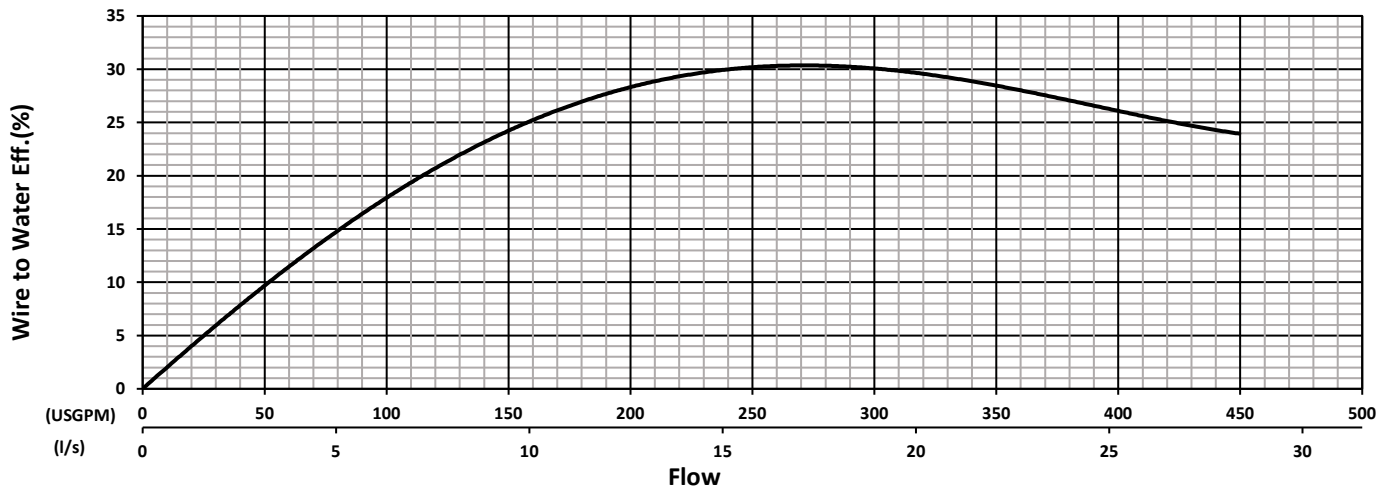
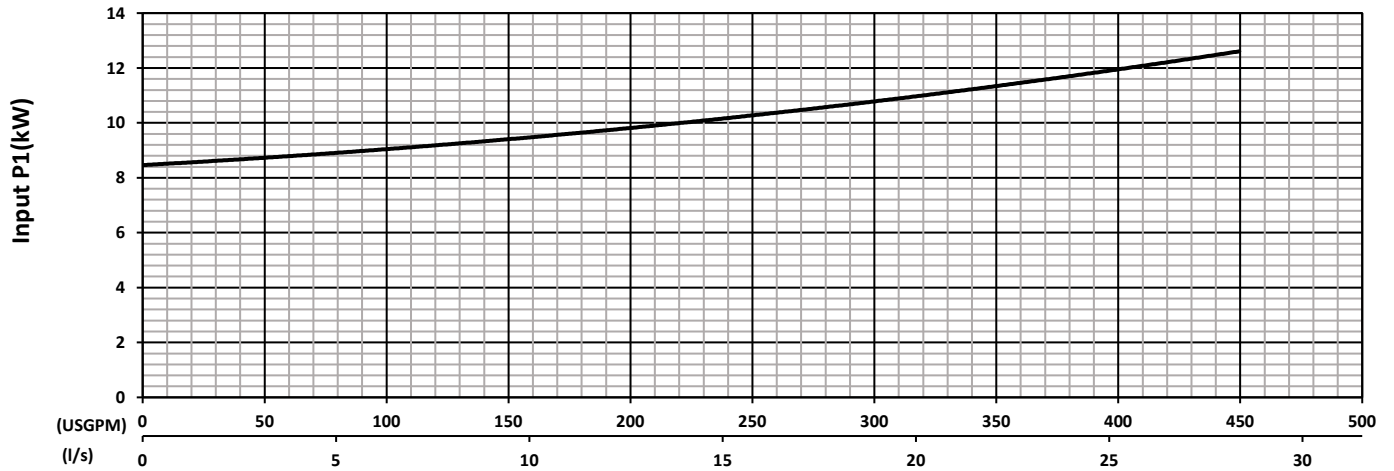
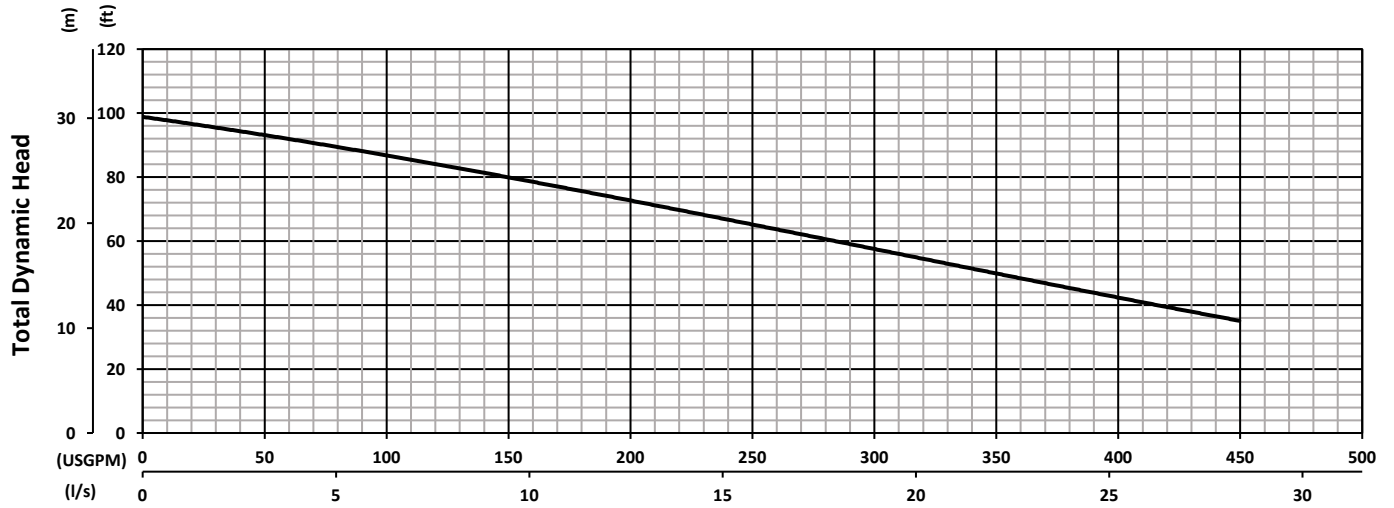
DS-C61-008

Rev:

1

Date:

2/6/2024



Test Standard : HI 11.6 Gr 3B
Tested with water at 20°C

89 - Dual Units

| | |
|------------|----------|
| Frequency | 60 Hz |
| Pump Speed | 3450 RPM |
| Impeller | 148mm |

Specifications subject to change without notice