



INDUSTRIAL  
FLOW  
SOLUTIONS™

## TECHNICAL DATA

**BJM Pumps® V4-11**

**Dwg:**

DS-C62-009

**Rev:**

2

**Date:**

9/9/2024

## GENERAL DATA

MAX. FLOW:	243 GPM (919.9 L/min)
MAX. HEAD:	26' (7.9m)
MAX. SUBMERSION DEPTH:	65' (20m) or limited to length of power cord, Consult factory for deeper depths
PUMP TYPE	NON-CLOG VORTEX
MINIMUM SUBMERSION DEPTH:	18" (453 mm)
SOLID SIZE:	3" (75 mm)
IMPELLER DIAMETER:	5.2" (132 mm)
DISCHARGE SIZE	DN80 PN16
PUMP WEIGHT, without cable:	105.8 lbs (48 kg)
SHIPPING WEIGHT:	109.9 lbs (49.86 kg)

## CONSTRUCTION / MATERIAL DATA

UPPER MECHANICAL SEAL	CARBON/CERAMIC FKM
LOWER MECHANICAL SEAL	SILICON CARBIDE/SILICON CARBIDE FKM
MOTOR CASING	CAST IRON, EN 1561
PUMP VOLUTE	CAST IRON, EN 1561
IMPELLER	CAST IRON, EN 1561
O-RINGS	BUNA
ROTOR SHAFT	STAINLESS STEEL AISI 420
EXTERNAL HARDWARE	STAINLESS STEEL A2-70
BALL BEARING: PERM. LUBE. UPPER	6204-ZZCMDNS7S6
BALL BEARING: PERM. LUBE. LOWER	3204B-2ZRTNG

## ELECTRICAL / MOTOR DATA

MOTOR: TYPE, RATING HP	SUBMERSIBLE, 1.5 (CONTINUOUS DUTY <sup>2</sup> )	
MOTOR RPM	1750	
MOTOR INSULATION CLASS	F	
MOTOR SERVICE FACTOR	1.1	
VOLTAGE <sup>1</sup> - 60 Hz	230V	460V
CURRENT F.L.A.	6	3
LOCKED ROTOR CURRENT (LRA)	34.9	17.4
POWER CORD: GAGE; LENGTH	AWG 16/7, 33' (10m), SOOW	
MOTOR PROTECTION	THERMAL OVERLOAD	
SEAL LEAK DETECTOR <sup>3</sup>	Seal Minder® MOISTURE SENSING PROBE	
MAXIMUM LIQUID TEMPERATURE	104°F (40°C)	

1 - Available in other voltages for 50Hz

2 - Continuous duty motor - see minimum submersion depth above

3 - Requires a seal fail circuit in control panel for warning signal

©2024 Industrial Flow Solutions Operating, LLC. All rights reserved.

Industrial Flow Solutions Operating, LLC • 104 John W Murphy Drive, New Haven, CT 06513, USA  
(860) 631-3618 • [www.flowsolutions.com](http://www.flowsolutions.com)



INDUSTRIAL  
FLOW  
SOLUTIONS™

# PERFORMANCE CURVE

## BJM Pumps® V4-11

Dwg:

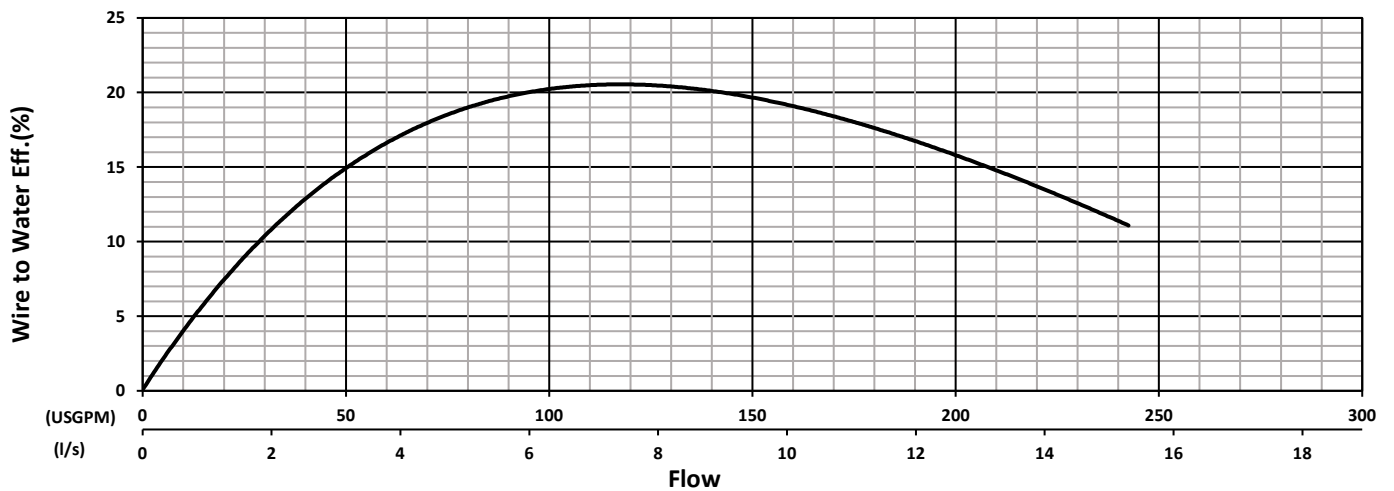
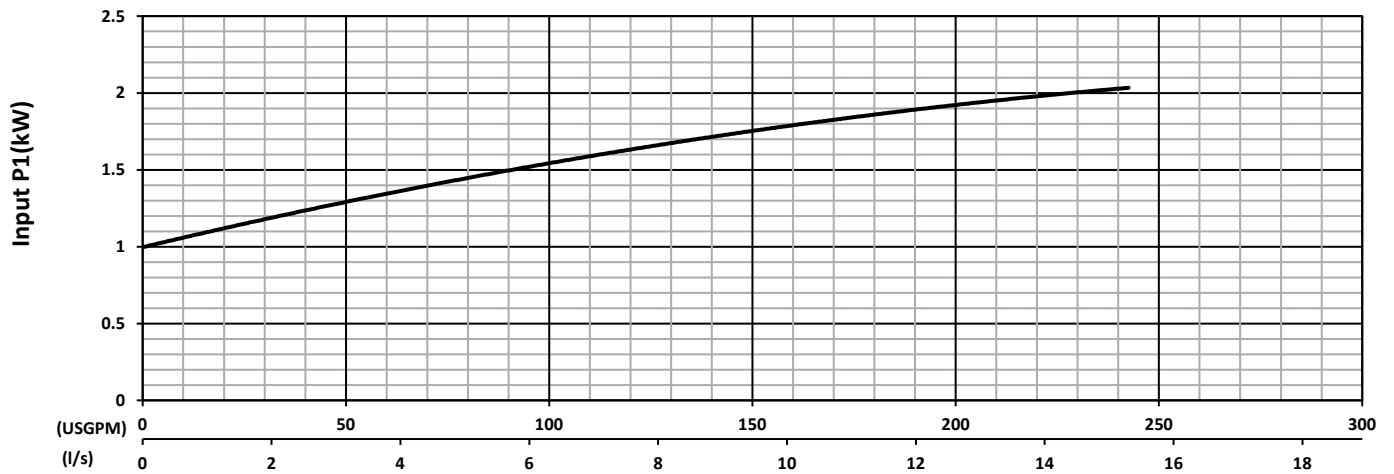
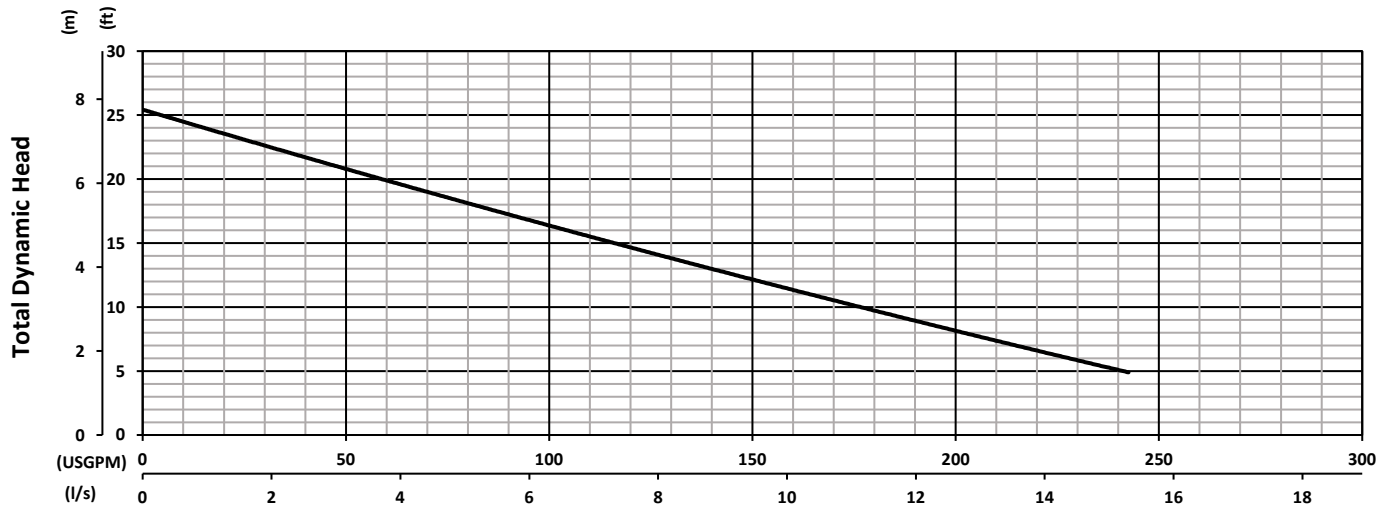
DS-C62-002

Rev:

1

Date:

5/20/2024



Test Standard : HI 11.6 Gr 3B  
Tested with water at 20°C

11 - Dual Units

Frequency 60 Hz  
Pump Speed 1750 RPM  
Impeller 132mm

Specifications subject to change without notice