



INDUSTRIAL  
FLOW  
SOLUTIONS™

## TECHNICAL DATA

**BJM Pumps®**  
**Perfecta GF32 50Hz-1Ph**

<b>Dwg:</b>	DS-C20-005	<b>Rev:</b>	1	<b>Date:</b>	9/18/2024
-------------	------------	-------------	---	--------------	-----------

## GENERAL DATA

MAX. FLOW:	45 GPM (170.3 L/min)
MAX. HEAD:	25' (7.6m)
MAX. SUBMERSION DEPTH:	32' (10m) or limited to length of power cord, Consult factory for deeper depths
PUMP TYPE	CHEMICAL RESISTANT DEWATERING
MINIMUM SUBMERSION DEPTH:	4" (85 mm)
SOLID SIZE:	0.25" (6.35 mm)
IMPELLER DIAMETER:	3.55" (90 mm)
DISCHARGE SIZE	1 ¼" NPT-FEMALE or 1 ½" TAPERED HOSE
PUMP WEIGHT <sup>1</sup> , without cable:	14.3 lbs (6.5 kg)
SHIPPING WEIGHT <sup>1</sup> :	18.1 lbs (8.2 kg)

## CONSTRUCTION / MATERIAL DATA

UPPER LIP SEAL	FKM
LOWER LIP SEAL	BUNA-N
O-RINGS	BUNA-N
PUMP TOP COVER	Ultramid B3 WG 7
PUMP HANDLE	Polypropylene
PUMP CASING	NORYL GTX830
IMPELLER	NORYL GTX830
SUCTION COVER	NORYL GTX830
STRAINER	PPO-PA (Polyphenylene Oxide)
FLOAT <sup>1</sup>	Hostalen PPH 7350 FL
ROTOR SHAFT	STAINLESS STEEL 304
EXTERNAL HARDWARE	STAINLESS STEEL 304
BALL BEARING: PERM. LUBE. UPPER	6001
BALL BEARING: PERM. LUBE. LOWER	6002

## ELECTRICAL / MOTOR DATA

MOTOR: TYPE, RATING HP	SUBMERSIBLE, 0.4
MOTOR RPM	2800
MOTOR INSULATION CLASS	F
MOTOR SERVICE FACTOR	1.1
VOLTAGE - 50 Hz	230V
CURRENT F.L.A.	2.4
POWER CORD: GAGE; LENGTH	AWG 16/3, 22' (6.7m), SJOOW Neoprene Jacket
FLOAT CORD <sup>1</sup> : GAGE	AWG 16/2, SJOOW Neoprene Jacket
MOTOR PROTECTION	OVERLOAD RELAY
MAXIMUM LIQUID TEMPERATURE	135°F (57°C)

1 - Available with/without Float Switch

©2024 Industrial Flow Solutions Operating, LLC. All rights reserved.

Industrial Flow Solutions Operating, LLC • 104 John W Murphy Drive, New Haven, CT 06513, USA  
(860) 631-3618 • [www.flowsolutions.com](http://www.flowsolutions.com)



INDUSTRIAL FLOW SOLUTIONS™

# PERFORMANCE CURVE

## BJM Pumps® Perfecta 50 Hz

Dwg:

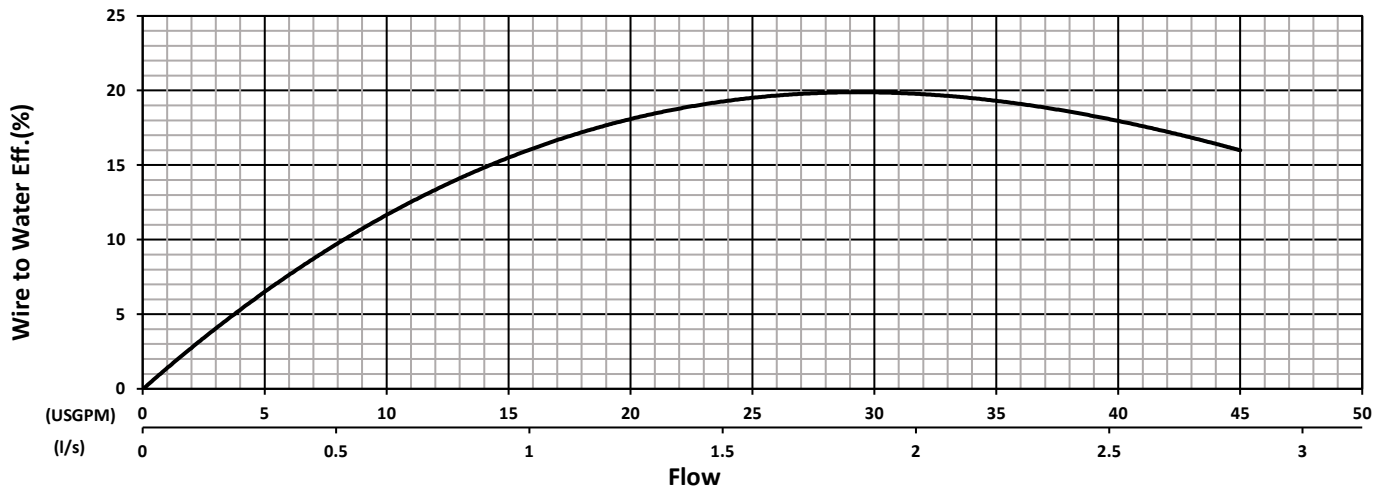
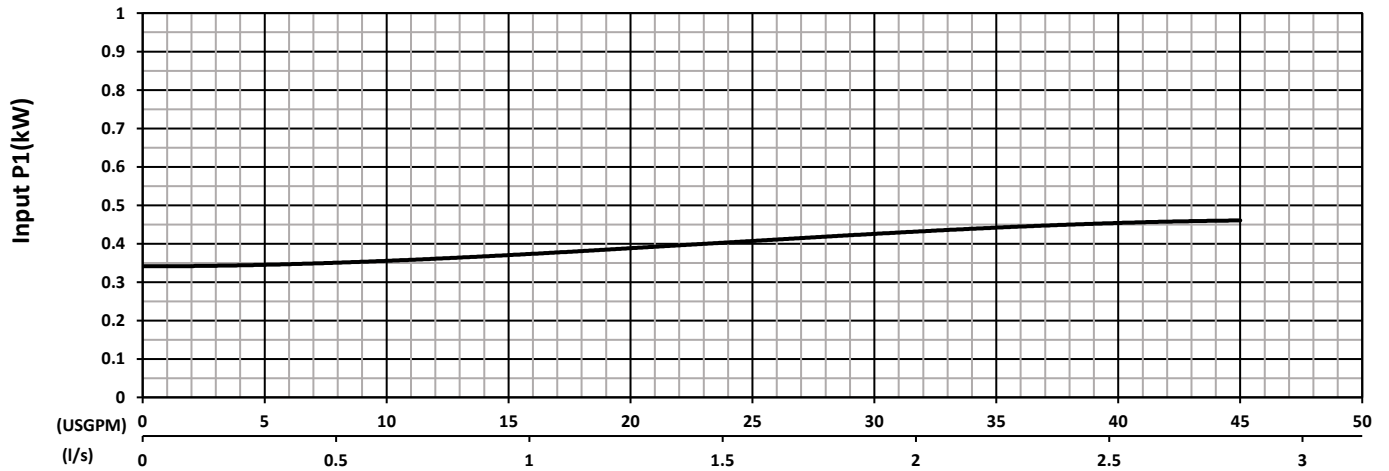
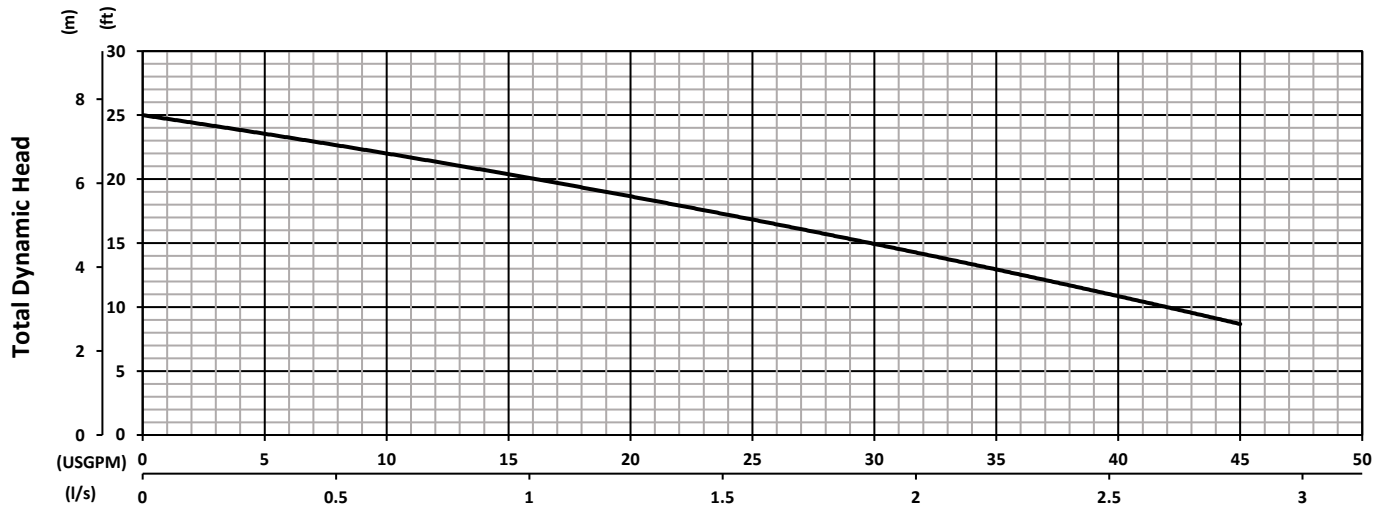
DS-C20-002

Rev:

1

Date:

9/18/2024



Test Standard : HI 11.6 Gr 3B  
Tested with water at 20°C

50 Hz - Dual Units

Frequency	50 Hz
Pump Speed	3450 RPM
Impeller	90mm

Specifications subject to change without notice