



INDUSTRIAL
FLOW
SOLUTIONS™

TECHNICAL DATA

BJM Pumps®
Perfecta GF32 60Hz-1Ph

Dwg:

DS-C20-004

Rev:

1

Date:

9/18/2024

GENERAL DATA

MAX. FLOW:	45 GPM (170.3 L/min)
MAX. HEAD:	28' (8.5m)
MAX. SUBMERSION DEPTH:	32' (10m) or limited to length of power cord, Consult factory for deeper depths
PUMP TYPE	CHEMICAL RESISTANT DEWATERING
MINIMUM SUBMERSION DEPTH:	4" (85 mm)
SOLID SIZE:	0.25" (6.35 mm)
IMPELLER DIAMETER:	3.15" (80 mm)
DISCHARGE SIZE	1 ¼" NPT-FEMALE or 1 ½" TAPERED HOSE
PUMP WEIGHT ¹ , without cable:	14.3 lbs (6.5 kg)
SHIPPING WEIGHT ¹ :	18.1 lbs (8.2 kg)

CONSTRUCTION / MATERIAL DATA

UPPER LIP SEAL	FKM
LOWER LIP SEAL	BUNA-N
O-RINGS	BUNA-N
PUMP TOP COVER	Ultramid B3 WG 7
PUMP HANDLE	Polypropylene
PUMP CASING	NORYL GTX830
IMPELLER	NORYL GTX830
SUCTION COVER	NORYL GTX830
STRAINER	PPO-PA (Polyphenylene Oxide)
FLOAT ¹	Hostalen PPH 7350 FL
ROTOR SHAFT	STAINLESS STEEL 304
EXTERNAL HARDWARE	STAINLESS STEEL 304
BALL BEARING: PERM. LUBE. UPPER	6001
BALL BEARING: PERM. LUBE. LOWER	6002

ELECTRICAL / MOTOR DATA

MOTOR: TYPE, RATING HP	SUBMERSIBLE, 0.4
MOTOR RPM	3450
MOTOR INSULATION CLASS	F
MOTOR SERVICE FACTOR	1.1
VOLTAGE - 60 Hz	115V
CURRENT F.L.A.	5
POWER CORD: GAGE; LENGTH	AWG 16/3, 22' (6.7m), SJOOW Neoprene Jacket
FLOAT CORD ¹ : GAGE	AWG 16/2, SJOOW Neoprene Jacket
MOTOR PROTECTION	OVERLOAD RELAY
MAXIMUM LIQUID TEMPERATURE	135°F (57°C)

1 - Available with/without Float Switch

©2024 Industrial Flow Solutions Operating, LLC. All rights reserved.

Industrial Flow Solutions Operating, LLC • 104 John W Murphy Drive, New Haven, CT 06513, USA
(860) 631-3618 • www.flowsolutions.com



INDUSTRIAL FLOW SOLUTIONS™

PERFORMANCE CURVE

BJM Pumps® Perfecta 60 Hz

Dwg:

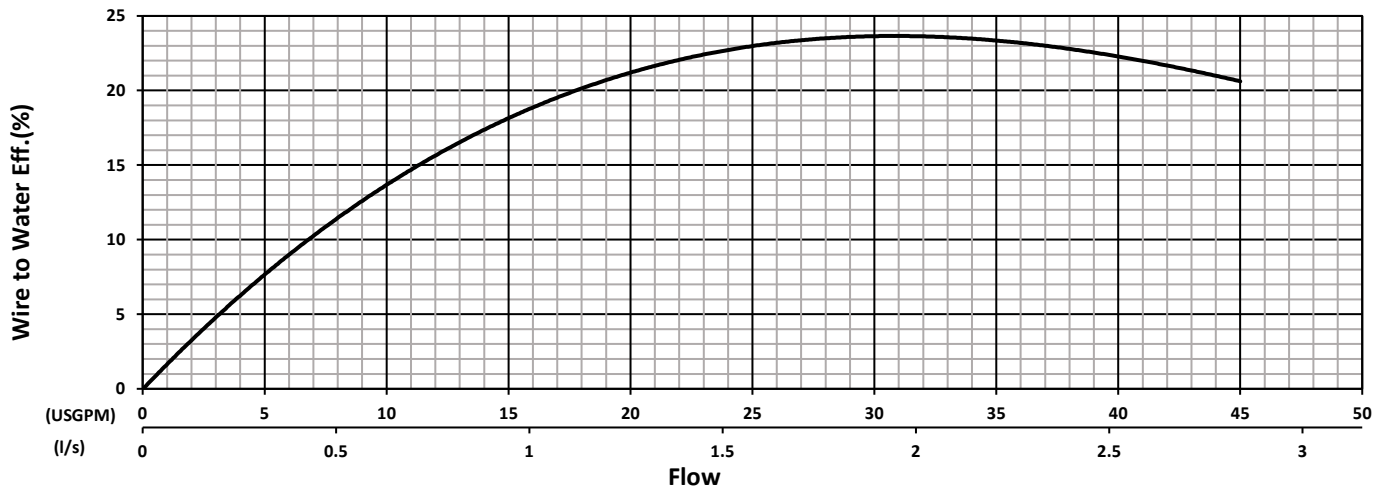
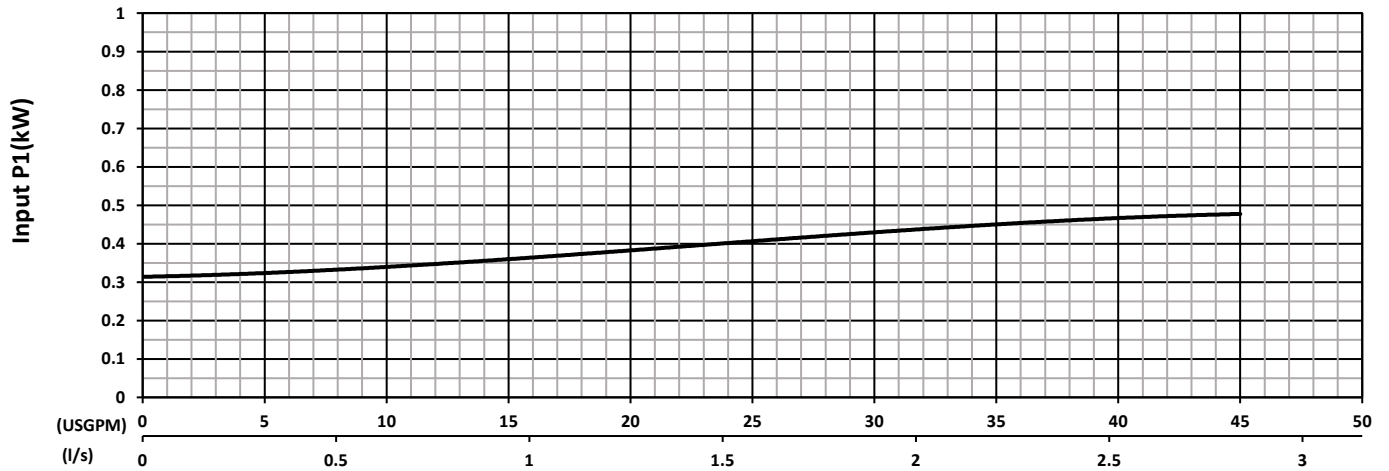
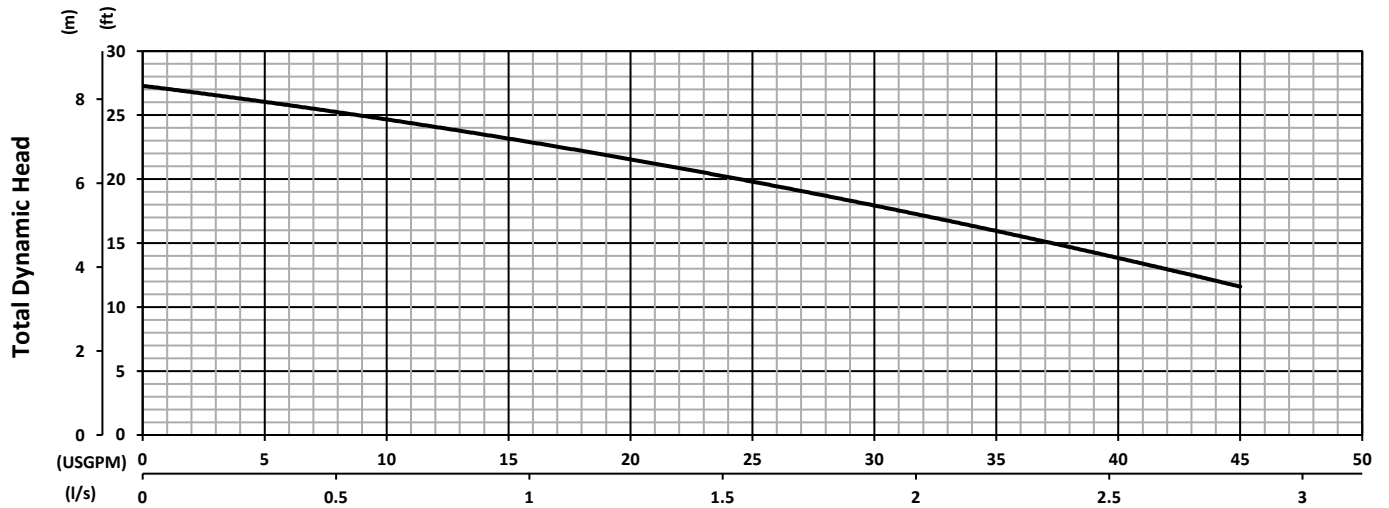
DS-C20-002

Rev:

1

Date:

9/18/2024



Test Standard : HI 11.6 Gr 3B
Tested with water at 20°C

60 Hz - Dual Units

Frequency
Pump Speed
Impeller

60 Hz
3450 RPM
80mm

Specifications subject to change without notice